

BRUSHLESS MOTORS

NX310EAI

ELECTRONIC DRIVE

DRIVE 3.5 / 14 Arms



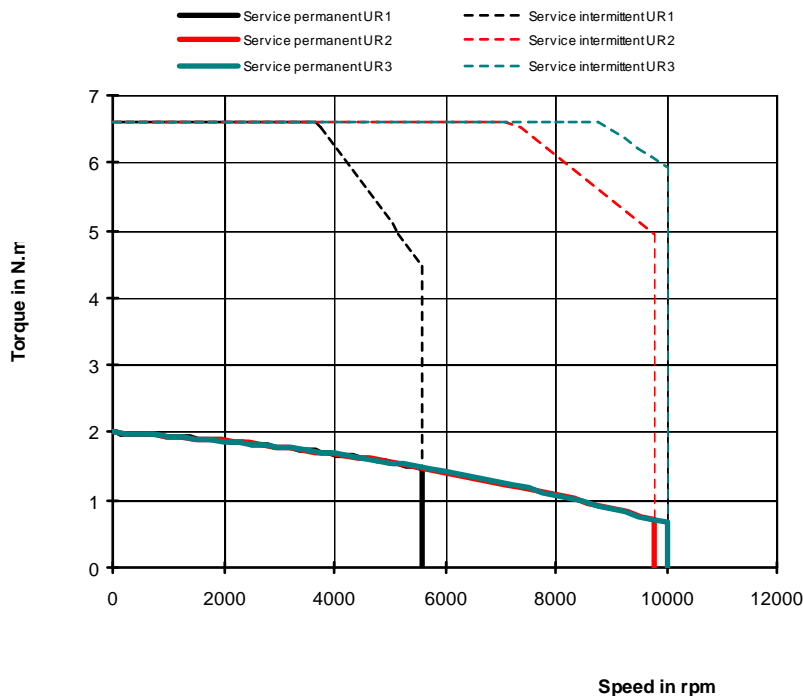
Characteristics are given for an optimal drive of the motor and an adaptive phase advance

| | | | | | |
|---------------------------------------|-------------|------------------------|-------|------|-------|
| Max voltage of the mains | Ur max | V_{rms} | 480 | | |
| Max mechanical speed | Nmax | t/min | 15000 | | |
| Torque at low speed | M_b | Nm | 2 | | |
| Permanent current at low speed | I_o | A_{rms} | 3,38 | | |
| Peak torque | M_p | Nm | 6,6 | -- | |
| Current for the peak torque | I_p | A_{rms} | 13,5 | -- | |
| Back emf constant at 1000 rpm (25°C)* | K_e | V_{rms} | 36,5 | | |
| Torque sensitivity | K_t | Nm/ A_{rms} | 0,591 | | |
| Winding resistance (25°C)* | R_b | W | 3,41 | | |
| Winding inductance* | L | mH | 10,5 | | |
| Rotor inertia | J | $kgm^2 \times 10^{-5}$ | 7,9 | | |
| Thermal time constant | T_{th} | min | 20 | | |
| Motor mass | M | kg | 2,1 | | |
| Voltage of the mains | UR1 UR2 UR3 | V_{rms} | 230 | 400 | 480 |
| Rated speed | Nn1 Nn2 Nn3 | t/min | 5600 | 9800 | 10000 |
| Rated torque | Mn1 Mn2 Mn3 | Nm | 1,48 | 0,71 | 0,66 |
| Rated current | In1 In2 In3 | A_{rms} | 2,61 | 1,42 | 1,35 |
| Rated power | Pn1 Pn2 Pn3 | W | 870 | 720 | 690 |

All data are given in typical values under standard conditions

* Phase to phase

Voltagés and currents are given in rms values



Characteristics are given for an optimal drive of the motor and an adaptive phase advance

FICHE-009

Création: 04 janv 2000

Edition:

23/juin/2010

NX310EAI

BRUSHLESS MOTORS

NX310EAK

ELECTRONIC DRIVE

DRIVE 2.5 / 10 Arms



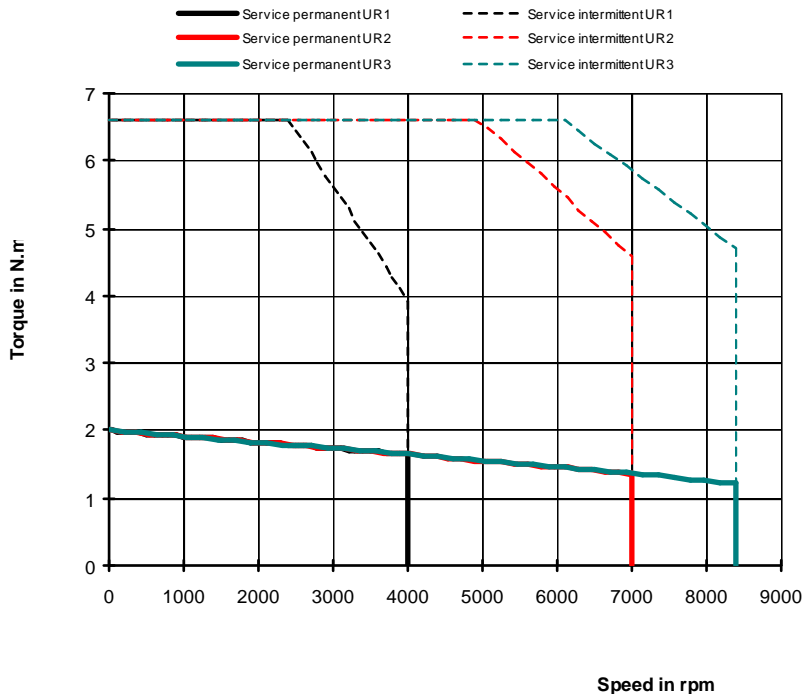
Characteristics are given for an optimal drive of the motor and an adaptive phase advance

| | | | | | |
|---------------------------------------|-----------------|------------------------------------|-------|------|------|
| Max voltage of the mains | Ur max | V _{rms} | 480 | | |
| Max mechanical speed | Nmax | t/min | 15000 | | |
| Torque at low speed | M _b | Nm | 2 | | |
| Permanent current at low speed | I _o | A _{rms} | 2,43 | | |
| Peak torque | M _p | Nm | 6,6 | -- | |
| Current for the peak torque | I _p | A _{rms} | 9,71 | -- | |
| Back emf constant at 1000 rpm (25°C)* | K _e | V _{rms} | 50,9 | | |
| Torque sensitivity | K _t | Nm/A _{rms} | 0,823 | | |
| Winding resistance (25°C)* | R _b | W | 6,58 | | |
| Winding inductance* | L | mH | 20,3 | | |
| Rotor inertia | J | kgm ² x10 ⁻⁵ | 7,9 | | |
| Thermal time constant | T _{th} | min | 20 | | |
| Motor mass | M | kg | 2,1 | | |
| Voltage of the mains | UR1 UR2 UR3 | V _{rms} | 230 | 400 | 480 |
| Rated speed | Nn1 Nn2 Nn3 | t/min | 4000 | 7000 | 8400 |
| Rated torque | Mn1 Mn2 Mn3 | Nm | 1,65 | 1,36 | 1,22 |
| Rated current | In1 In2 In3 | A _{rms} | 2,06 | 1,76 | 1,61 |
| Rated power | Pn1 Pn2 Pn3 | W | 690 | 1000 | 1070 |

All data are given in typical values under standard conditions

* Phase to phase

Voltagés and currents are given in rms values



Characteristics are given for an optimal drive of the motor and an adaptive phase advance

FICHE-009

Création: 11 mars 1999

Edition:

23/juin/2010

NX310EAK

.a

BRUSHLESS MOTORS

NX310EAP

ELECTRONIC DRIVE

DRIVE 1.5 / 6 Arms



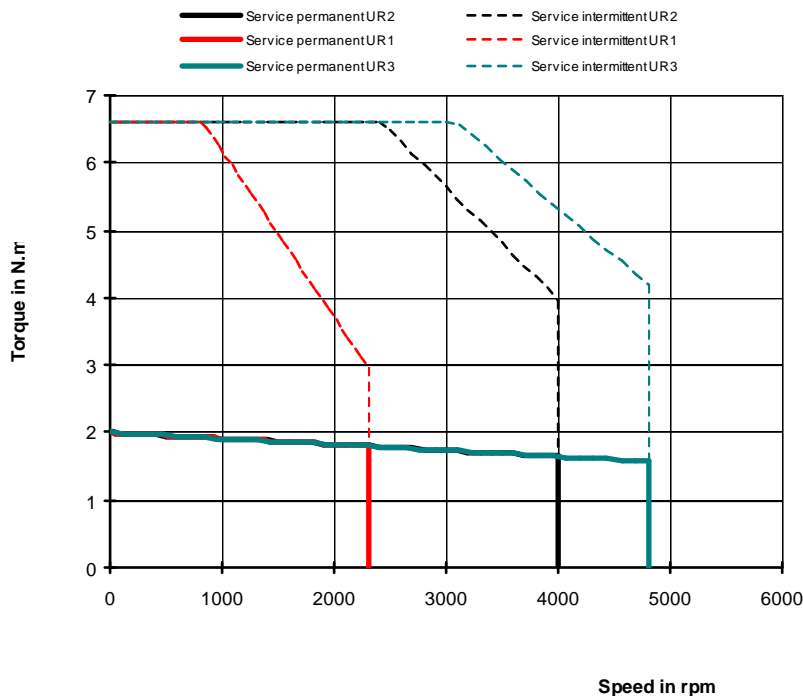
Characteristics are given for an optimal drive of the motor and an adaptive phase advance

| | | | | | |
|---------------------------------------|-----------------|------------------------------------|-------|------|------|
| Max voltage of the mains | Ur max | V _{rms} | 480 | | |
| Max mechanical speed | Nmax | t/min | 15000 | | |
| Torque at low speed | M _b | Nm | 2 | | |
| Permanent current at low speed | I _o | A _{rms} | 1,39 | | |
| Peak torque | M _p | Nm | 6,6 | -- | |
| Current for the peak torque | I _p | A _{rms} | 5,56 | -- | |
| Back emf constant at 1000 rpm (25°C)* | K _e | V _{rms} | 88,9 | | |
| Torque sensitivity | K _t | Nm/A _{rms} | 1,44 | | |
| Winding resistance (25°C)* | R _b | W | 20,7 | | |
| Winding inductance* | L | mH | 62 | | |
| Rotor inertia | J | kgm ² x10 ⁻⁵ | 7,9 | | |
| Thermal time constant | T _{th} | min | 20 | | |
| Motor mass | M | kg | 2,1 | | |
| Voltage of the mains | UR1 UR2 UR3 | V _{rms} | 230 | 400 | 480 |
| Rated speed | Nn1 Nn2 Nn3 | t/min | 2300 | 4000 | 4800 |
| Rated torque | Mn1 Mn2 Mn3 | Nm | 1,80 | 1,65 | 1,57 |
| Rated current | In1 In2 In3 | A _{rms} | 1,27 | 1,18 | 1,13 |
| Rated power | Pn1 Pn2 Pn3 | W | 430 | 690 | 790 |

All data are given in typical values under standard conditions

* Phase to phase

Voltagés and currents are given in rms values



Characteristics are given for an optimal drive of the motor and an adaptive phase advance

FICHE-009

Création: 11 mars 1999

Edition:

23/juin/2010

NX310EAP

.a

BRUSHLESS MOTORS

NX310EAX

ELECTRONIC DRIVE

DRIVE 4 / 16 Arms



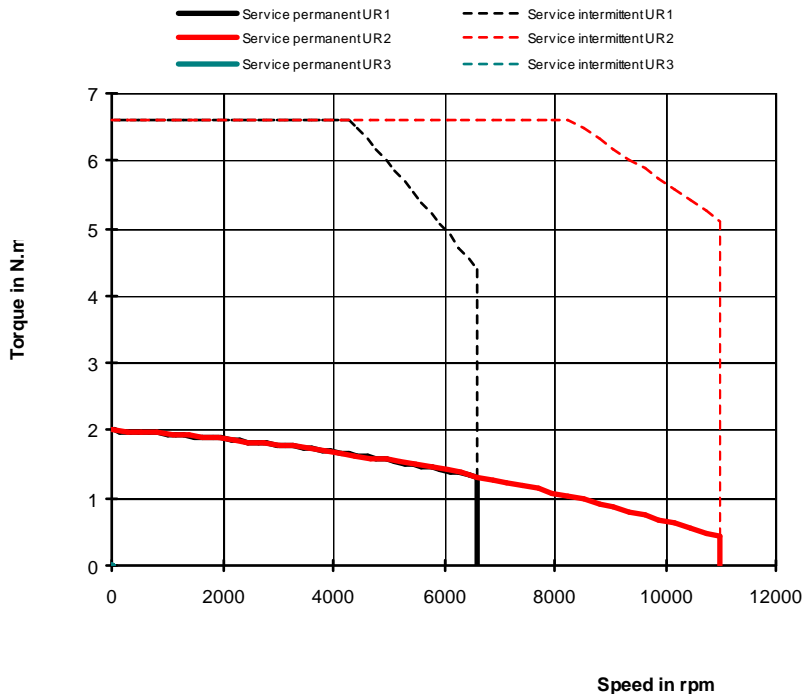
Characteristics are given for an optimal drive of the motor and an adaptive phase advance

| | | | | | |
|---------------------------------------|-----------------|------------------------------------|-------|-------|---|
| Max voltage of the mains | Ur max | V _{rms} | 400 | | |
| Max mechanical speed | Nmax | t/min | 15000 | | |
| Torque at low speed | M _b | Nm | 2 | | |
| Permanent current at low speed | I _o | A _{rms} | 3,85 | | |
| Peak torque | M _p | Nm | 6,6 | -- | |
| Current for the peak torque | I _p | A _{rms} | 15,4 | -- | |
| Back emf constant at 1000 rpm (25°C)* | K _e | V _{rms} | 32,1 | | |
| Torque sensitivity | K _t | Nm/A _{rms} | 0,52 | | |
| Winding resistance (25°C)* | R _b | W | 2,68 | | |
| Winding inductance* | L | mH | 8,08 | | |
| Rotor inertia | J | kgm ² x10 ⁻⁵ | 7,9 | | |
| Thermal time constant | T _{th} | min | 20 | | |
| Motor mass | M | kg | 2,1 | | |
| Voltage of the mains | UR1 UR2 UR3 | V _{rms} | 230 | 400 | - |
| Rated speed | Nn1 Nn2 Nn3 | t/min | 6600 | 11000 | - |
| Rated torque | Mn1 Mn2 Mn3 | Nm | 1,32 | 0,43 | - |
| Rated current | In1 In2 In3 | A _{rms} | 2,71 | 1,11 | - |
| Rated power | Pn1 Pn2 Pn3 | W | 910 | 490 | - |

All data are given in typical values under standard conditions

* Phase to phase

Voltages and currents are given in rms values



Characteristics are given for an optimal drive of the motor and an adaptive phase advance

FICHE-009

Création: 25 juin 2001

Edition:

23/juin/2010

NX310EAX

BRUSHLESS MOTORS

NX420EAJ

ELECTRONIC DRIVE

DRIVE 5 / 20 Arms



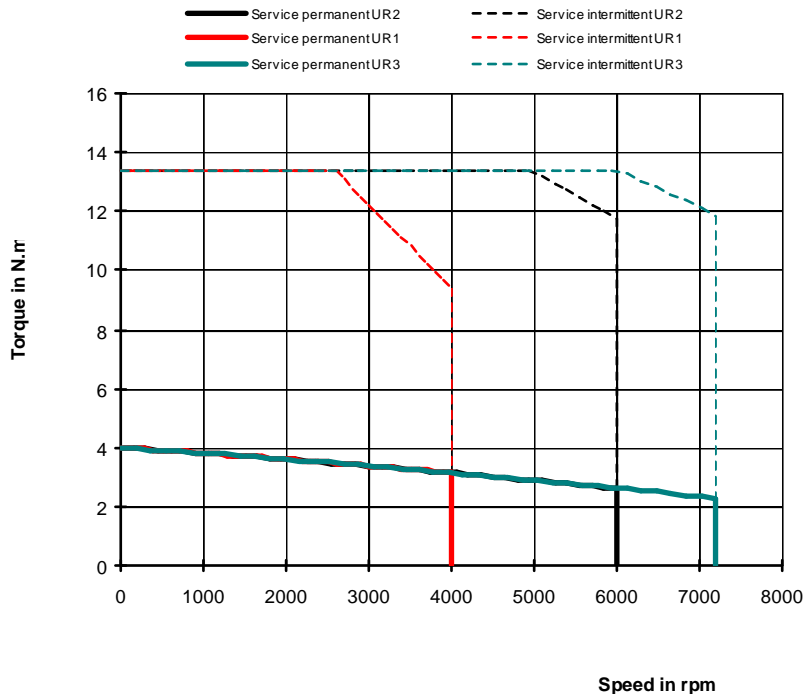
Characteristics are given for an optimal drive of the motor and an adaptive phase advance

| | | | | | |
|---------------------------------------|-----------------|------------------------------------|-------|------|------|
| Max voltage of the mains | Ur max | V _{rms} | 480 | | |
| Max mechanical speed | Nmax | t/min | 12000 | | |
| Torque at low speed | M _b | Nm | 4 | | |
| Permanent current at low speed | I _o | A _{rms} | 4,69 | | |
| Peak torque | M _p | Nm | 13,4 | -- | |
| Current for the peak torque | I _p | A _{rms} | 18,8 | -- | |
| Back emf constant at 1000 rpm (25°C)* | K _e | V _{rms} | 51,9 | | |
| Torque sensitivity | K _t | Nm/A _{rms} | 0,853 | | |
| Winding resistance (25°C)* | R _b | W | 2,3 | | |
| Winding inductance* | L | mH | 11 | | |
| Rotor inertia | J | kgm ² x10 ⁻⁵ | 29 | | |
| Thermal time constant | T _{th} | min | 12 | | |
| Motor mass | M | kg | 3,8 | | |
| Voltage of the mains | UR1 UR2 UR3 | V _{rms} | 230 | 400 | 480 |
| Rated speed | Nn1 Nn2 Nn3 | t/min | 4000 | 6000 | 7200 |
| Rated torque | Mn1 Mn2 Mn3 | Nm | 3,14 | 2,62 | 2,28 |
| Rated current | In1 In2 In3 | A _{rms} | 3,74 | 3,17 | 2,79 |
| Rated power | Pn1 Pn2 Pn3 | W | 1310 | 1650 | 1720 |

All data are given in typical values under standard conditions

* Phase to phase

Voltages and currents are given in rms values



Characteristics are given for an optimal drive of the motor and an adaptive phase advance

FICHE-009

Création: 28 août 2000

Edition:

23/juin/2010

NX420EAJ

.b

BRUSHLESS MOTORS

NX420EAP

ELECTRONIC DRIVE

DRIVE 3 / 11 Arms



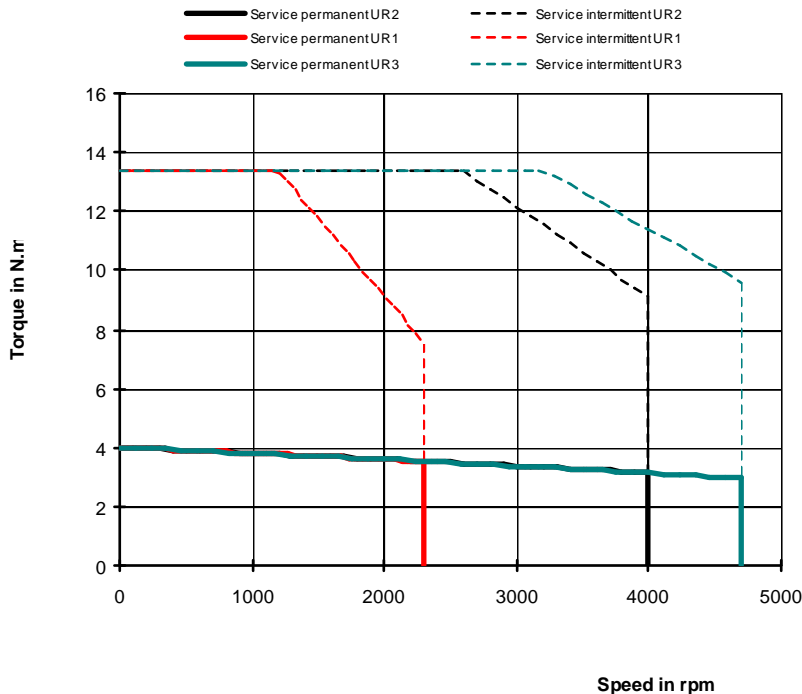
Characteristics are given for an optimal drive of the motor and an adaptive phase advance

| | | | | | |
|---------------------------------------|-------------|------------------------|-------|------|------|
| Max voltage of the mains | Ur max | V_{rms} | 480 | | |
| Max mechanical speed | Nmax | t/min | 12000 | | |
| Torque at low speed | M_b | Nm | 4 | | |
| Permanent current at low speed | I_o | A_{rms} | 2,71 | | |
| Peak torque | M_p | Nm | 13,4 | -- | |
| Current for the peak torque | I_p | A_{rms} | 10,9 | -- | |
| Back emf constant at 1000 rpm (25°C)* | K_e | V_{rms} | 89,9 | | |
| Torque sensitivity | K_t | Nm/A_{rms} | 1,48 | | |
| Winding resistance (25°C)* | R_b | W | 7,2 | | |
| Winding inductance* | L | mH | 33 | | |
| Rotor inertia | J | $kgm^2 \times 10^{-5}$ | 29 | | |
| Thermal time constant | T_{th} | min | 12 | | |
| Motor mass | M | kg | 3,8 | | |
| Voltage of the mains | UR1 UR2 UR3 | V_{rms} | 230 | 400 | 480 |
| Rated speed | Nn1 Nn2 Nn3 | t/min | 2300 | 4000 | 4700 |
| Rated torque | Mn1 Mn2 Mn3 | Nm | 3,53 | 3,14 | 2,96 |
| Rated current | In1 In2 In3 | A_{rms} | 2,41 | 2,16 | 2,05 |
| Rated power | Pn1 Pn2 Pn3 | W | 850 | 1310 | 1460 |

All data are given in typical values under standard conditions

* Phase to phase

Voltagés and currents are given in rms values



Characteristics are given for an optimal drive of the motor and an adaptive phase advance

FICHE-009

Création: 30 juil 1999

Edition:

23/juin/2010

NX420EAP

.a

BRUSHLESS MOTORS

NX420EAV

ELECTRONIC DRIVE

DRIVE 1.5 / 6 Arms



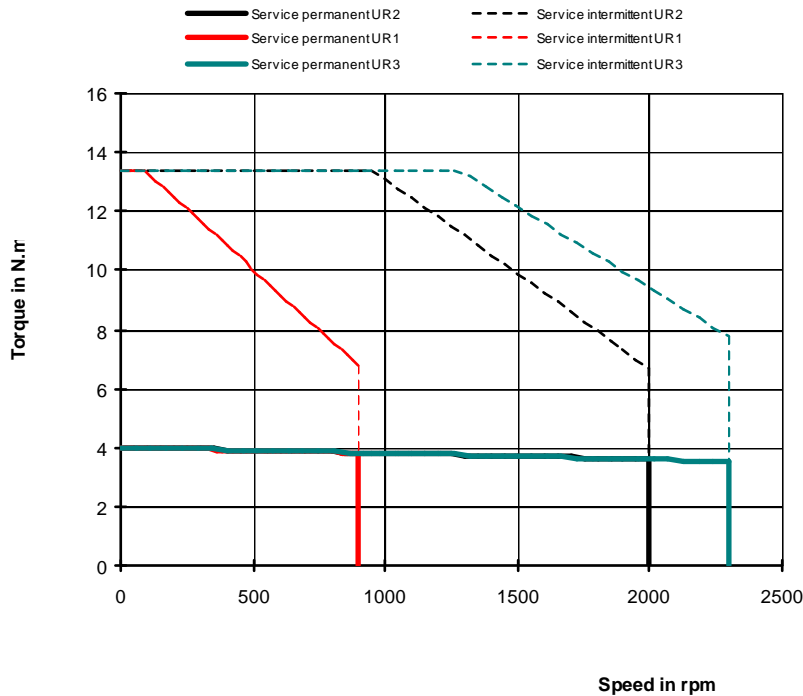
Characteristics are given for an optimal drive of the motor and an adaptive phase advance

| | | | | | |
|---------------------------------------|-----------------|------------------------------------|-------|------|------|
| Max voltage of the mains | Ur max | V _{rms} | 480 | | |
| Max mechanical speed | Nmax | t/min | 12000 | | |
| Torque at low speed | M _b | Nm | 4 | | |
| Permanent current at low speed | I _o | A _{rms} | 1,36 | | |
| Peak torque | M _p | Nm | 13,4 | -- | |
| Current for the peak torque | I _p | A _{rms} | 5,47 | -- | |
| Back emf constant at 1000 rpm (25°C)* | K _e | V _{rms} | 179 | | |
| Torque sensitivity | K _t | Nm/A _{rms} | 2,94 | | |
| Winding resistance (25°C)* | R _b | W | 28,4 | | |
| Winding inductance* | L | mH | 131 | | |
| Rotor inertia | J | kgm ² x10 ⁻⁵ | 29 | | |
| Thermal time constant | T _{th} | min | 12 | | |
| Motor mass | M | kg | 3,8 | | |
| Voltage of the mains | UR1 UR2 UR3 | V _{rms} | 230 | 400 | 480 |
| Rated speed | Nn1 Nn2 Nn3 | t/min | 900 | 2000 | 2300 |
| Rated torque | Mn1 Mn2 Mn3 | Nm | 3,83 | 3,60 | 3,53 |
| Rated current | In1 In2 In3 | A _{rms} | 1,30 | 1,23 | 1,21 |
| Rated power | Pn1 Pn2 Pn3 | W | 360 | 750 | 850 |

All data are given in typical values under standard conditions

* Phase to phase

Voltages and currents are given in rms values



Characteristics are given for an optimal drive of the motor and an adaptive phase advance

FICHE-009

Création: 11 mai 2000

Edition:

23/juin/2010

NX420EAV

.a

BRUSHLESS MOTORS

NX420EAX

ELECTRONIC DRIVE

DRIVE 6 / 22 Arms



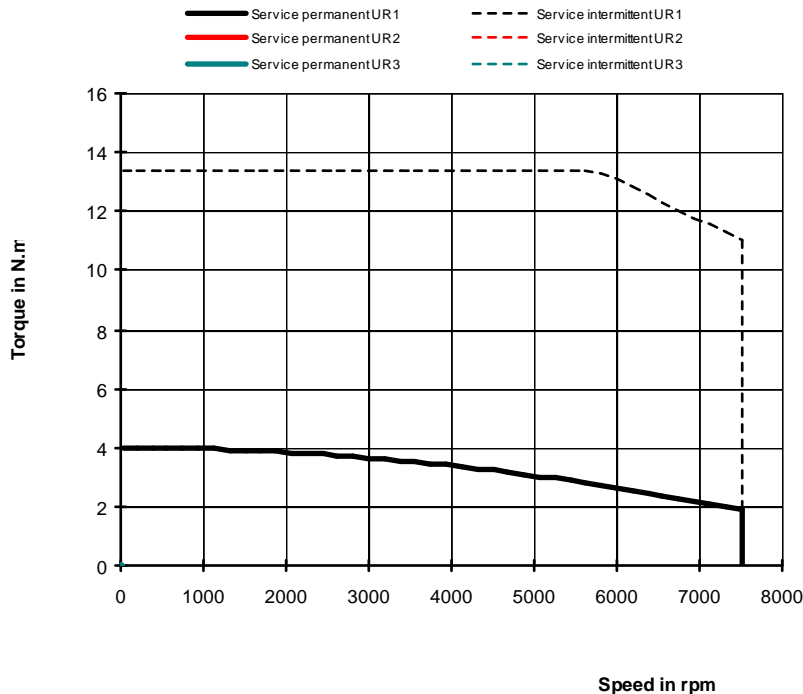
Characteristics are given for an optimal drive of the motor and an adaptive phase advance

| | | | | | |
|---------------------------------------|-------------|------------------------|-------|----|---|
| Max voltage of the mains | Ur max | V_{rms} | 400 | | |
| Max mechanical speed | Nmax | t/min | 12000 | | |
| Torque at low speed | M_b | Nm | 4 | | |
| Permanent current at low speed | I_o | A_{rms} | 5,42 | | |
| Peak torque | M_p | Nm | 13,4 | -- | |
| Current for the peak torque | I_p | A_{rms} | 21,8 | -- | |
| Back emf constant at 1000 rpm (25°C)* | K_e | V_{rms} | 44,9 | | |
| Torque sensitivity | K_t | Nm/ A_{rms} | 0,738 | | |
| Winding resistance (25°C)* | R_b | W | 1,8 | | |
| Winding inductance* | L | mH | 8,24 | | |
| Rotor inertia | J | $kgm^2 \times 10^{-5}$ | 29 | | |
| Thermal time constant | T_{th} | min | 12 | | |
| Motor mass | M | kg | 3,8 | | |
| Voltage of the mains | UR1 UR2 UR3 | V_{rms} | 400 | - | - |
| Rated speed | Nn1 Nn2 Nn3 | t/min | 7500 | - | - |
| Rated torque | Mn1 Mn2 Mn3 | Nm | 1,89 | - | - |
| Rated current | In1 In2 In3 | A_{rms} | 2,72 | - | - |
| Rated power | Pn1 Pn2 Pn3 | W | 1490 | - | - |

All data are given in typical values under standard conditions

* Phase to phase

Voltages and currents are given in rms values



Characteristics are given for an optimal drive of the motor and an adaptive phase advance

FICHE-009

Création: 06 mars 2006

Edition:

23/juin/2010

NX420EAX

.a

BRUSHLESS MOTORS

NX430EAF

ELECTRONIC DRIVE

DRIVE 7 / 27 Arms



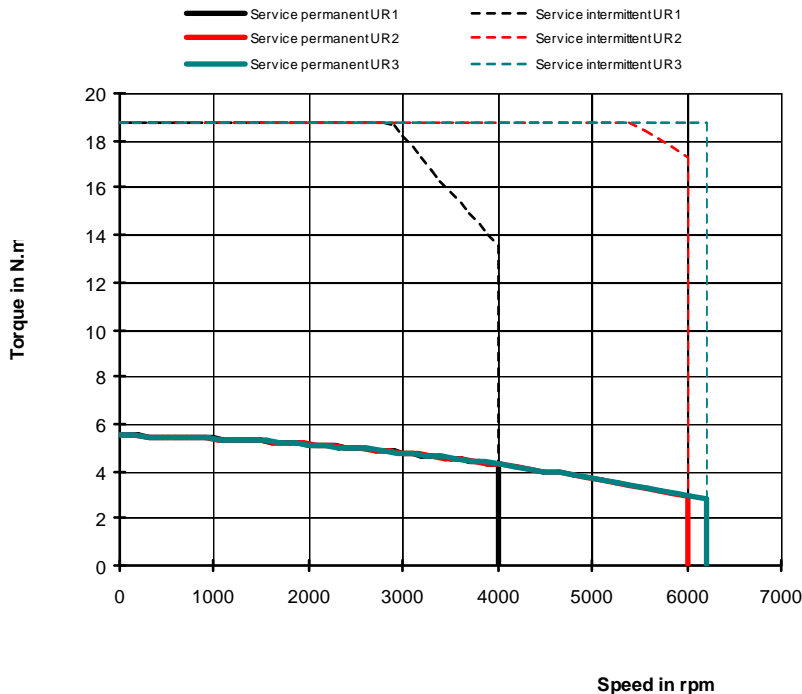
Characteristics are given for an optimal drive of the motor and an adaptive phase advance

| | | | | | |
|---------------------------------------|-----------------|------------------------------------|-------|------|------|
| Max voltage of the mains | Ur max | V _{rms} | 480 | | |
| Max mechanical speed | Nmax | t/min | 12000 | | |
| Torque at low speed | M _b | Nm | 5,5 | | |
| Permanent current at low speed | I _o | A _{rms} | 6,64 | | |
| Peak torque | M _p | Nm | 18,8 | -- | |
| Current for the peak torque | I _p | A _{rms} | 26,5 | -- | |
| Back emf constant at 1000 rpm (25°C)* | K _e | V _{rms} | 51,8 | | |
| Torque sensitivity | K _t | Nm/A _{rms} | 0,828 | | |
| Winding resistance (25°C)* | R _b | W | 1,38 | | |
| Winding inductance* | L | mH | 6,8 | | |
| Rotor inertia | J | kgm ² x10 ⁻⁵ | 42,6 | | |
| Thermal time constant | T _{th} | min | 18 | | |
| Motor mass | M | kg | 4,8 | | |
| Voltage of the mains | UR1 UR2 UR3 | V _{rms} | 230 | 400 | 480 |
| Rated speed | Nn1 Nn2 Nn3 | t/min | 4000 | 6000 | 6200 |
| Rated torque | Mn1 Mn2 Mn3 | Nm | 4,29 | 2,98 | 2,82 |
| Rated current | In1 In2 In3 | A _{rms} | 5,28 | 3,76 | 3,58 |
| Rated power | Pn1 Pn2 Pn3 | W | 1800 | 1870 | 1830 |

All data are given in typical values under standard conditions

* Phase to phase

Voltages and currents are given in rms values



Characteristics are given for an optimal drive of the motor and an adaptive phase advance

FICHE-009

Création: 30 juil 1999

Edition:

23/juin/2010

NX430EAF

.a

BRUSHLESS MOTORS

NX430EAH

ELECTRONIC DRIVE

DRIVE 6 / 23 Arms



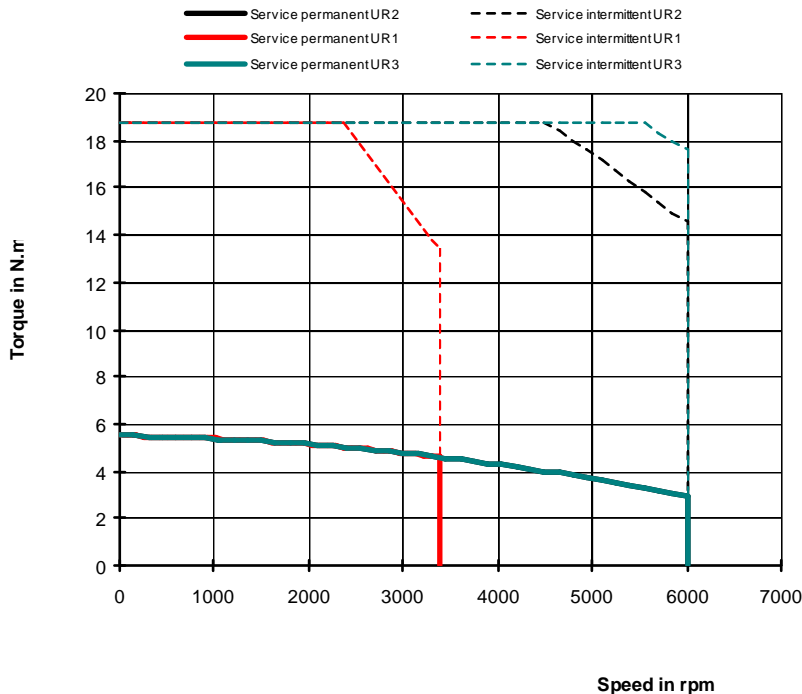
Characteristics are given for an optimal drive of the motor and an adaptive phase advance

| | | | | | |
|---------------------------------------|-------------|------------------------|-------|------|------|
| Max voltage of the mains | Ur max | V_{rms} | 480 | | |
| Max mechanical speed | Nmax | t/min | 12000 | | |
| Torque at low speed | M_b | Nm | 5,5 | | |
| Permanent current at low speed | I_o | A_{rms} | 5,64 | | |
| Peak torque | M_p | Nm | 18,8 | -- | |
| Current for the peak torque | I_p | A_{rms} | 22,5 | -- | |
| Back emf constant at 1000 rpm (25°C)* | K_e | V_{rms} | 61 | | |
| Torque sensitivity | K_t | Nm/ A_{rms} | 0,975 | | |
| Winding resistance (25°C)* | R_b | W | 1,81 | | |
| Winding inductance* | L | mH | 9,44 | | |
| Rotor inertia | J | $kgm^2 \times 10^{-5}$ | 42,6 | | |
| Thermal time constant | T_{th} | min | 18 | | |
| Motor mass | M | kg | 4,8 | | |
| Voltage of the mains | UR1 UR2 UR3 | V_{rms} | 230 | 400 | 480 |
| Rated speed | Nn1 Nn2 Nn3 | t/min | 3400 | 6000 | 6000 |
| Rated torque | Mn1 Mn2 Mn3 | Nm | 4,59 | 2,98 | 2,98 |
| Rated current | In1 In2 In3 | A_{rms} | 4,78 | 3,19 | 3,19 |
| Rated power | Pn1 Pn2 Pn3 | W | 1640 | 1870 | 1870 |

All data are given in typical values under standard conditions

* Phase to phase

Voltagés and currents are given in rms values



Characteristics are given for an optimal drive of the motor and an adaptive phase advance

FICHE-009

Création: 07 avr 2000

Edition:

23/juin/2010

NX430EAH

.a

BRUSHLESS MOTORS

NX430EAJ

ELECTRONIC DRIVE

DRIVE 6 / 22 Arms



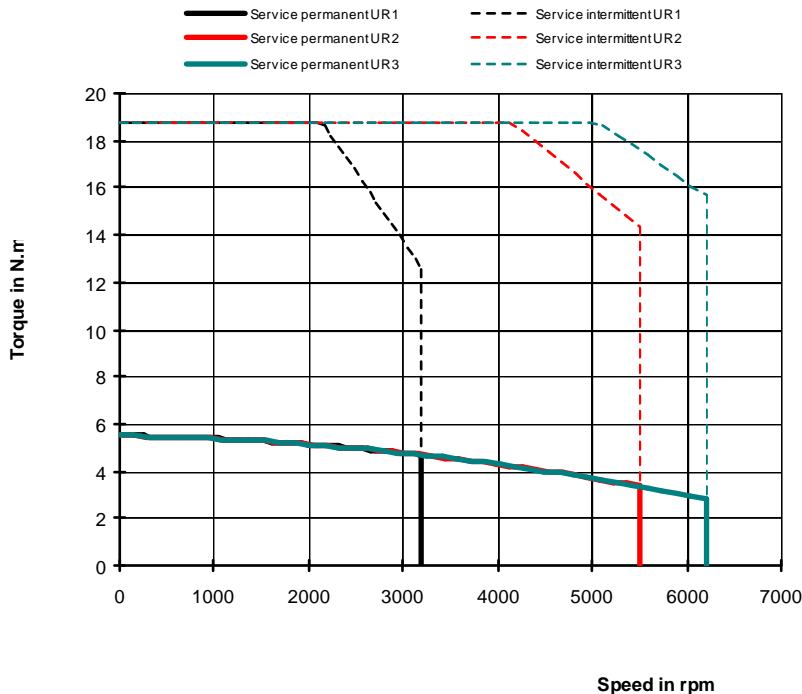
Characteristics are given for an optimal drive of the motor and an adaptive phase advance

| | | | | | |
|---------------------------------------|-------------|------------------------|-------|------|------|
| Max voltage of the mains | Ur max | V_{rms} | 480 | | |
| Max mechanical speed | Nmax | t/min | 12000 | | |
| Torque at low speed | M_b | Nm | 5,5 | | |
| Permanent current at low speed | I_o | A_{rms} | 5,24 | | |
| Peak torque | M_p | Nm | 18,8 | -- | |
| Current for the peak torque | I_p | A_{rms} | 21 | -- | |
| Back emf constant at 1000 rpm (25°C)* | K_e | V_{rms} | 65,6 | | |
| Torque sensitivity | K_t | Nm/ A_{rms} | 1,05 | | |
| Winding resistance (25°C)* | R_b | W | 2,19 | | |
| Winding inductance* | L | mH | 10,9 | | |
| Rotor inertia | J | $kgm^2 \times 10^{-5}$ | 42,6 | | |
| Thermal time constant | T_{th} | min | 18 | | |
| Motor mass | M | kg | 4,8 | | |
| Voltage of the mains | UR1 UR2 UR3 | V_{rms} | 230 | 400 | 480 |
| Rated speed | Nn1 Nn2 Nn3 | t/min | 3200 | 5500 | 6200 |
| Rated torque | Mn1 Mn2 Mn3 | Nm | 4,68 | 3,35 | 2,82 |
| Rated current | In1 In2 In3 | A_{rms} | 4,53 | 3,31 | 2,83 |
| Rated power | Pn1 Pn2 Pn3 | W | 1570 | 1930 | 1830 |

All data are given in typical values under standard conditions

* Phase to phase

Voltages and currents are given in rms values



Characteristics are given for an optimal drive of the motor and an adaptive phase advance

FICHE-009

Création: 11 mai 2000

Edition:

23/juin/2010

NX430EAJ

.a

BRUSHLESS MOTORS

NX430EAL

ELECTRONIC DRIVE

DRIVE 4 / 16 Arms



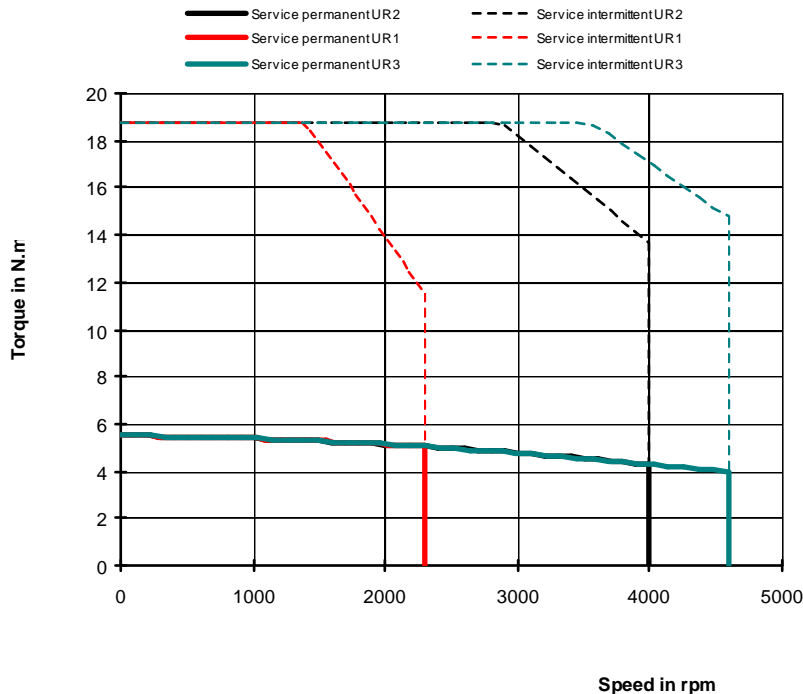
Characteristics are given for an optimal drive of the motor and an adaptive phase advance

| | | | | | |
|---------------------------------------|-------------|------------------------|-------|------|------|
| Max voltage of the mains | Ur max | V_{rms} | 480 | | |
| Max mechanical speed | Nmax | t/min | 12000 | | |
| Torque at low speed | M_b | Nm | 5,5 | | |
| Permanent current at low speed | I_o | A_{rms} | 3,78 | | |
| Peak torque | M_p | Nm | 18,8 | -- | |
| Current for the peak torque | I_p | A_{rms} | 15,1 | -- | |
| Back emf constant at 1000 rpm (25°C)* | K_e | V_{rms} | 90,9 | | |
| Torque sensitivity | K_t | Nm/ A_{rms} | 1,45 | | |
| Winding resistance (25°C)* | R_b | W | 4,22 | | |
| Winding inductance* | L | mH | 21 | | |
| Rotor inertia | J | $kgm^2 \times 10^{-5}$ | 42,6 | | |
| Thermal time constant | T_{th} | min | 18 | | |
| Motor mass | M | kg | 4,8 | | |
| Voltage of the mains | UR1 UR2 UR3 | V_{rms} | 230 | 400 | 480 |
| Rated speed | Nn1 Nn2 Nn3 | t/min | 2300 | 4000 | 4600 |
| Rated torque | Mn1 Mn2 Mn3 | Nm | 5,04 | 4,29 | 3,95 |
| Rated current | In1 In2 In3 | A_{rms} | 3,49 | 3,01 | 2,78 |
| Rated power | Pn1 Pn2 Pn3 | W | 1210 | 1800 | 1900 |

All data are given in typical values under standard conditions

* Phase to phase

Voltagés and currents are given in rms values



Characteristics are given for an optimal drive of the motor and an adaptive phase advance

FICHE-009

Création: 30 juil 1999

Edition:

23/juin/2010

NX430EAL

.a

BRUSHLESS MOTORS

NX430EAP

ELECTRONIC DRIVE

DRIVE 3 / 12 Arms



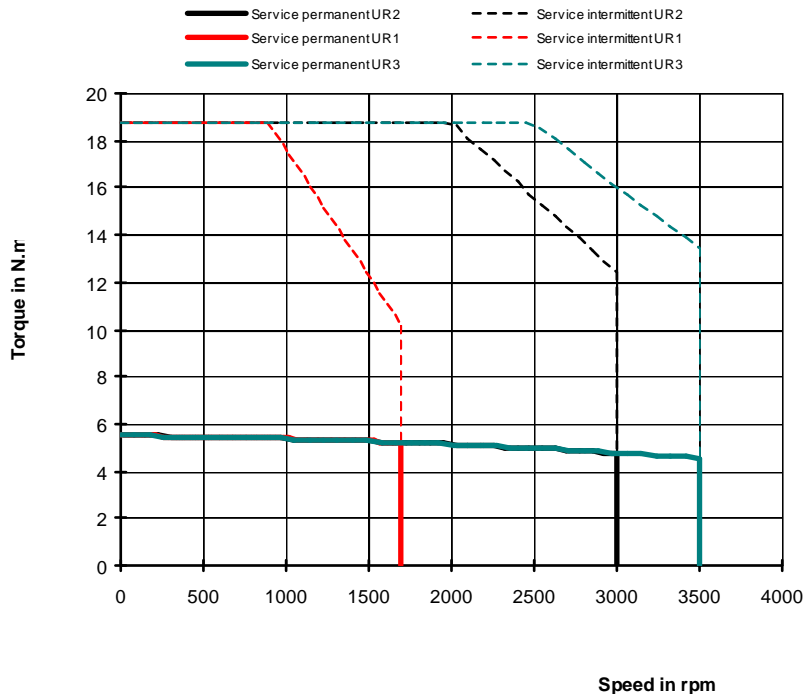
Characteristics are given for an optimal drive of the motor and an adaptive phase advance

| | | | | | |
|---------------------------------------|-----------------|------------------------------------|-------|------|------|
| Max voltage of the mains | Ur max | V _{rms} | 480 | | |
| Max mechanical speed | Nmax | t/min | 12000 | | |
| Torque at low speed | M _b | Nm | 5,5 | | |
| Permanent current at low speed | I _o | A _{rms} | 2,82 | | |
| Peak torque | M _p | Nm | 18,8 | -- | |
| Current for the peak torque | I _p | A _{rms} | 11,3 | -- | |
| Back emf constant at 1000 rpm (25°C)* | K _e | V _{rms} | 122 | | |
| Torque sensitivity | K _t | Nm/A _{rms} | 1,95 | | |
| Winding resistance (25°C)* | R _b | W | 7,26 | | |
| Winding inductance* | L | mH | 37,8 | | |
| Rotor inertia | J | kgm ² x10 ⁻⁵ | 42,6 | | |
| Thermal time constant | T _{th} | min | 18 | | |
| Motor mass | M | kg | 4,8 | | |
| Voltage of the mains | UR1 UR2 UR3 | V _{rms} | 230 | 400 | 480 |
| Rated speed | Nn1 Nn2 Nn3 | t/min | 1700 | 3000 | 3500 |
| Rated torque | Mn1 Mn2 Mn3 | Nm | 5,22 | 4,77 | 4,55 |
| Rated current | In1 In2 In3 | A _{rms} | 2,69 | 2,48 | 2,37 |
| Rated power | Pn1 Pn2 Pn3 | W | 930 | 1500 | 1670 |

All data are given in typical values under standard conditions

* Phase to phase

Voltagés and currents are given in rms values



Characteristics are given for an optimal drive of the motor and an adaptive phase advance

FICHE-009

Création: 11 mai 2000

Edition:

23/juin/2010

NX430EAP

.a

BRUSHLESS MOTORS

NX430EAV

ELECTRONIC DRIVE

DRIVE 1.5 / 6 Arms



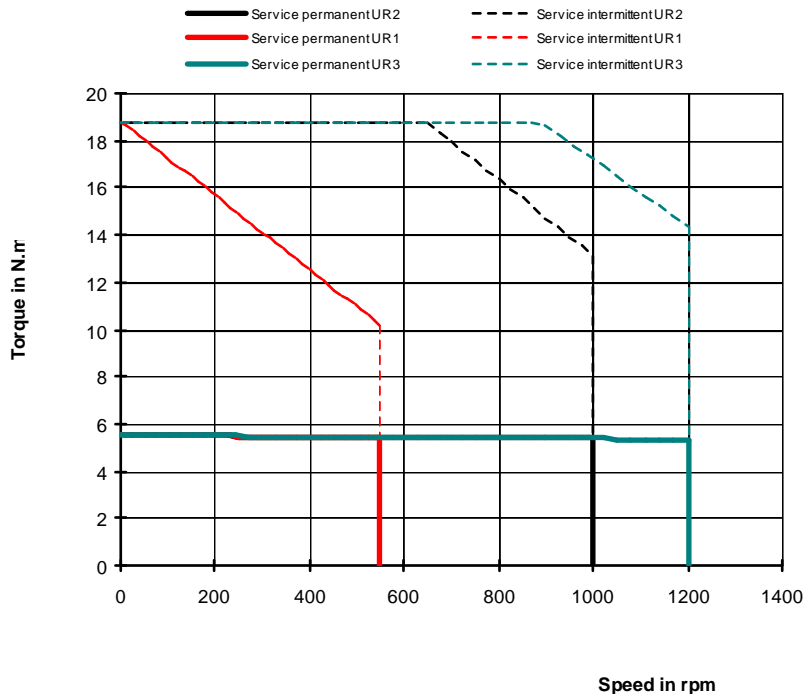
Characteristics are given for an optimal drive of the motor and an adaptive phase advance

| | | | | | |
|---------------------------------------|-------------|------------------------|-------|------|------|
| Max voltage of the mains | Ur max | V_{rms} | 480 | | |
| Max mechanical speed | Nmax | t/min | 12000 | | |
| Torque at low speed | M_b | Nm | 5,5 | | |
| Permanent current at low speed | I_o | A_{rms} | 1,41 | | |
| Peak torque | M_p | Nm | 18,8 | -- | |
| Current for the peak torque | I_p | A_{rms} | 5,64 | -- | |
| Back emf constant at 1000 rpm (25°C)* | K_e | V_{rms} | 244 | | |
| Torque sensitivity | K_t | Nm/ A_{rms} | 3,9 | | |
| Winding resistance (25°C)* | R_b | W | 29 | | |
| Winding inductance* | L | mH | 151 | | |
| Rotor inertia | J | $kgm^2 \times 10^{-5}$ | 42,6 | | |
| Thermal time constant | T_{th} | min | 18 | | |
| Motor mass | M | kg | 4,8 | | |
| Voltage of the mains | UR1 UR2 UR3 | V_{rms} | 230 | 400 | 480 |
| Rated speed | Nn1 Nn2 Nn3 | t/min | 550 | 1000 | 1200 |
| Rated torque | Mn1 Mn2 Mn3 | Nm | 5,45 | 5,38 | 5,34 |
| Rated current | In1 In2 In3 | A_{rms} | 1,40 | 1,38 | 1,37 |
| Rated power | Pn1 Pn2 Pn3 | W | 310 | 560 | 670 |

All data are given in typical values under standard conditions

* Phase to phase

Voltages and currents are given in rms values



Characteristics are given for an optimal drive of the motor and an adaptive phase advance

FICHE-009

Création: 16 nov 2000

Edition:

23/juin/2010

NX430EAV

.a

BRUSHLESS MOTORS

NX620EAD

ELECTRONIC DRIVE

DRIVE 13 / 50 Arms



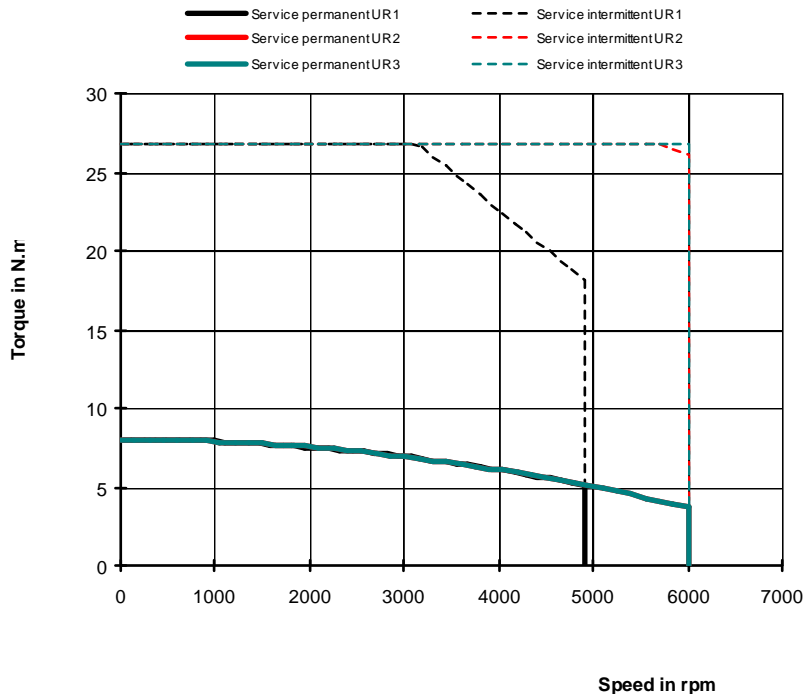
Characteristics are given for an optimal drive of the motor and an adaptive phase advance

| | | | | | |
|---------------------------------------|-------------|------------------------|-------|------|------|
| Max voltage of the mains | Ur max | V_{rms} | 480 | | |
| Max mechanical speed | Nmax | t/min | 10000 | | |
| Torque at low speed | M_b | Nm | 8 | | |
| Permanent current at low speed | I_o | A_{rms} | 12,1 | | |
| Peak torque | M_p | Nm | 26,7 | -- | |
| Current for the peak torque | I_p | A_{rms} | 48,3 | -- | |
| Back emf constant at 1000 rpm (25°C)* | K_e | V_{rms} | 42 | | |
| Torque sensitivity | K_t | Nm/ A_{rms} | 0,662 | | |
| Winding resistance (25°C)* | R_b | W | 0,439 | | |
| Winding inductance* | L | mH | 3,69 | | |
| Rotor inertia | J | $kgm^2 \times 10^{-5}$ | 98 | | |
| Thermal time constant | T_{th} | min | 27 | | |
| Motor mass | M | kg | 7 | | |
| Voltage of the mains | UR1 UR2 UR3 | V_{rms} | 230 | 400 | 480 |
| Rated speed | Nn1 Nn2 Nn3 | t/min | 4900 | 6000 | 6000 |
| Rated torque | Mn1 Mn2 Mn3 | Nm | 5,12 | 3,68 | 3,68 |
| Rated current | In1 In2 In3 | A_{rms} | 8,23 | 6,19 | 6,19 |
| Rated power | Pn1 Pn2 Pn3 | W | 2630 | 2310 | 2310 |

All data are given in typical values under standard conditions

* Phase to phase

Voltages and currents are given in rms values



Characteristics are given for an optimal drive of the motor and an adaptive phase advance

FICHE-009

Création: 04 avr 2000

Edition:

23/juin/2010

NX620EAD

.a

BRUSHLESS MOTORS

NX620EAJ

ELECTRONIC DRIVE

DRIVE 10 / 40 Arms



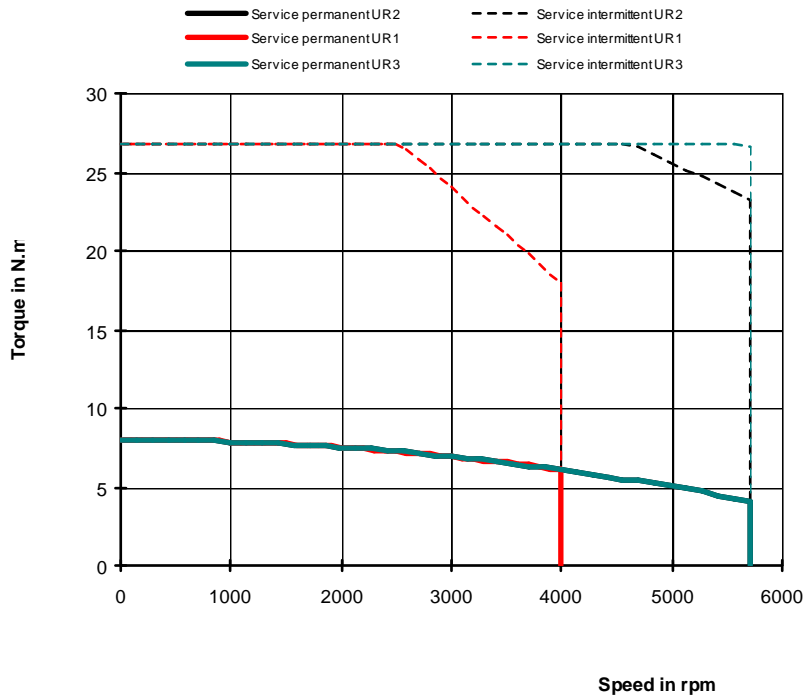
Characteristics are given for an optimal drive of the motor and an adaptive phase advance

| | | | | | |
|---------------------------------------|-----------------|------------------------------------|-------|------|------|
| Max voltage of the mains | Ur max | V _{rms} | 480 | | |
| Max mechanical speed | Nmax | t/min | 10000 | | |
| Torque at low speed | M _b | Nm | 8 | | |
| Permanent current at low speed | I _o | A _{rms} | 9,89 | | |
| Peak torque | M _p | Nm | 26,7 | -- | |
| Current for the peak torque | I _p | A _{rms} | 39,5 | -- | |
| Back emf constant at 1000 rpm (25°C)* | K _e | V _{rms} | 51,3 | | |
| Torque sensitivity | K _t | Nm/A _{rms} | 0,809 | | |
| Winding resistance (25°C)* | R _b | W | 0,603 | | |
| Winding inductance* | L | mH | 5,52 | | |
| Rotor inertia | J | kgm ² x10 ⁻⁵ | 98 | | |
| Thermal time constant | T _{th} | min | 27 | | |
| Motor mass | M | kg | 7 | | |
| Voltage of the mains | UR1 UR2 UR3 | V _{rms} | 230 | 400 | 480 |
| Rated speed | Nn1 Nn2 Nn3 | t/min | 4000 | 5700 | 5700 |
| Rated torque | Mn1 Mn2 Mn3 | Nm | 6,08 | 4,10 | 4,10 |
| Rated current | In1 In2 In3 | A _{rms} | 7,82 | 5,56 | 5,56 |
| Rated power | Pn1 Pn2 Pn3 | W | 2550 | 2450 | 2450 |

All data are given in typical values under standard conditions

* Phase to phase

Voltages and currents are given in rms values



Characteristics are given for an optimal drive of the motor and an adaptive phase advance

FICHE-009

Création: 17 janv 2001

Edition:

23/juin/2010

NX620EAJ

BRUSHLESS MOTORS

NX620EAR

ELECTRONIC DRIVE

DRIVE 6 / 22 Arms



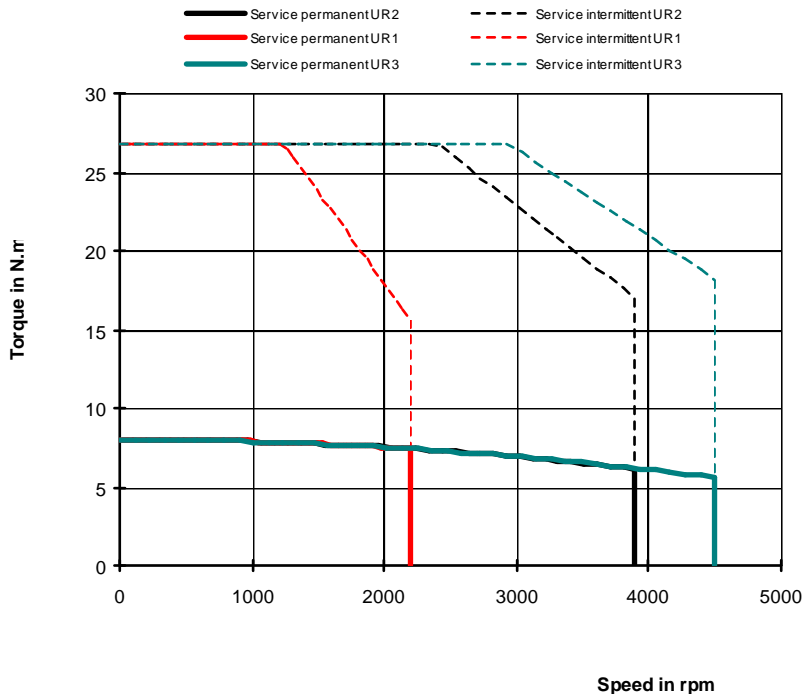
Characteristics are given for an optimal drive of the motor and an adaptive phase advance

| | | | | | |
|---------------------------------------|-------------|------------------------|-------|------|------|
| Max voltage of the mains | Ur max | V_{rms} | 480 | | |
| Max mechanical speed | Nmax | t/min | 10000 | | |
| Torque at low speed | M_b | Nm | 8 | | |
| Permanent current at low speed | I_o | A_{rms} | 5,31 | | |
| Peak torque | M_p | Nm | 26,7 | -- | |
| Current for the peak torque | I_p | A_{rms} | 21,2 | -- | |
| Back emf constant at 1000 rpm (25°C)* | K_e | V_{rms} | 95,7 | | |
| Torque sensitivity | K_t | Nm/ A_{rms} | 1,51 | | |
| Winding resistance (25°C)* | R_b | W | 2,24 | | |
| Winding inductance* | L | mH | 19,2 | | |
| Rotor inertia | J | $kgm^2 \times 10^{-5}$ | 98 | | |
| Thermal time constant | T_{th} | min | 27 | | |
| Motor mass | M | kg | 7 | | |
| Voltage of the mains | UR1 UR2 UR3 | V_{rms} | 230 | 400 | 480 |
| Rated speed | Nn1 Nn2 Nn3 | t/min | 2200 | 3900 | 4500 |
| Rated torque | Mn1 Mn2 Mn3 | Nm | 7,42 | 6,17 | 5,57 |
| Rated current | In1 In2 In3 | A_{rms} | 4,99 | 4,25 | 3,89 |
| Rated power | Pn1 Pn2 Pn3 | W | 1710 | 2520 | 2620 |

All data are given in typical values under standard conditions

* Phase to phase

Voltagés and currents are given in rms values



Characteristics are given for an optimal drive of the motor and an adaptive phase advance

FICHE-009

Création: 04 avr 2000

Edition:

23/juin/2010

NX620EAR

.a

BRUSHLESS MOTORS

NX620EAV

ELECTRONIC DRIVE

DRIVE 3 / 12 Arms



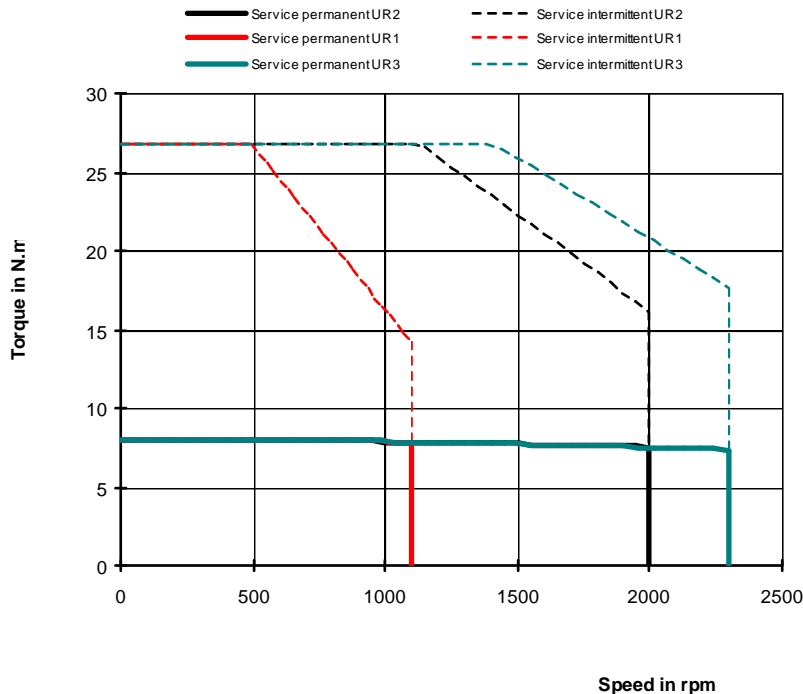
Characteristics are given for an optimal drive of the motor and an adaptive phase advance

| | | | | | |
|---------------------------------------|-------------|------------------------|-------|------|------|
| Max voltage of the mains | Ur max | V_{rms} | 480 | | |
| Max mechanical speed | Nmax | t/min | 10000 | | |
| Torque at low speed | M_b | Nm | 8 | | |
| Permanent current at low speed | I_o | A_{rms} | 2,83 | | |
| Peak torque | M_p | Nm | 26,7 | -- | |
| Current for the peak torque | I_p | A_{rms} | 11,3 | -- | |
| Back emf constant at 1000 rpm (25°C)* | K_e | V_{rms} | 180 | | |
| Torque sensitivity | K_t | Nm/ A_{rms} | 2,83 | | |
| Winding resistance (25°C)* | R_b | W | 7,9 | | |
| Winding inductance* | L | mH | 67,6 | | |
| Rotor inertia | J | $kgm^2 \times 10^{-5}$ | 98 | | |
| Thermal time constant | T_{th} | min | 27 | | |
| Motor mass | M | kg | 7 | | |
| Voltage of the mains | UR1 UR2 UR3 | V_{rms} | 230 | 400 | 480 |
| Rated speed | Nn1 Nn2 Nn3 | t/min | 1100 | 2000 | 2300 |
| Rated torque | Mn1 Mn2 Mn3 | Nm | 7,85 | 7,52 | 7,36 |
| Rated current | In1 In2 In3 | A_{rms} | 2,79 | 2,69 | 2,64 |
| Rated power | Pn1 Pn2 Pn3 | W | 900 | 1570 | 1770 |

All data are given in typical values under standard conditions

* Phase to phase

Voltagés and currents are given in rms values



Characteristics are given for an optimal drive of the motor and an adaptive phase advance

FICHE-009

Création: 12 mai 2000

Edition:

23/juin/2010

NX620EAV

.a

BRUSHLESS MOTORS

NX630EAG

ELECTRONIC DRIVE

DRIVE 14 / 56 Arms



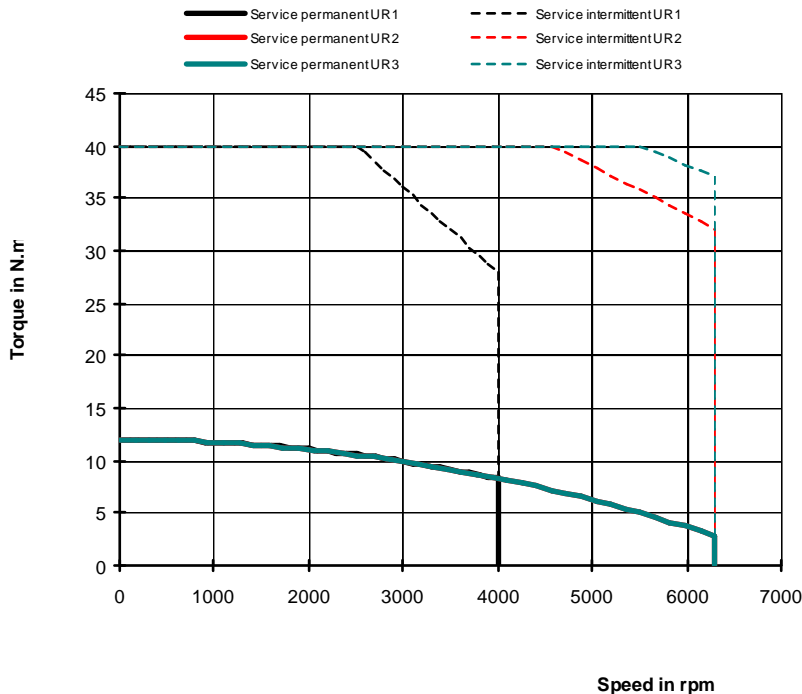
Characteristics are given for an optimal drive of the motor and an adaptive phase advance

| | | | | | |
|---------------------------------------|-------------|------------------------|-------|------|------|
| Max voltage of the mains | Ur max | V_{rms} | 480 | | |
| Max mechanical speed | Nmax | t/min | 10000 | | |
| Torque at low speed | M_b | Nm | 12 | | |
| Permanent current at low speed | I_o | A_{rms} | 13,9 | | |
| Peak torque | M_p | Nm | 40,0 | -- | |
| Current for the peak torque | I_p | A_{rms} | 55,6 | -- | |
| Back emf constant at 1000 rpm (25°C)* | K_e | V_{rms} | 52,1 | | |
| Torque sensitivity | K_t | Nm/ A_{rms} | 0,861 | | |
| Winding resistance (25°C)* | R_b | W | 0,341 | | |
| Winding inductance* | L | mH | 3,53 | | |
| Rotor inertia | J | $kgm^2 \times 10^{-5}$ | 147 | | |
| Thermal time constant | T_{th} | min | 33 | | |
| Motor mass | M | kg | 8,9 | | |
| Voltage of the mains | UR1 UR2 UR3 | V_{rms} | 230 | 400 | 480 |
| Rated speed | Nn1 Nn2 Nn3 | t/min | 4000 | 6300 | 6300 |
| Rated torque | Mn1 Mn2 Mn3 | Nm | 8,31 | 2,86 | 2,86 |
| Rated current | In1 In2 In3 | A_{rms} | 10,10 | 4,00 | 4,00 |
| Rated power | Pn1 Pn2 Pn3 | W | 3480 | 1890 | 1890 |

All data are given in typical values under standard conditions

* Phase to phase

Voltagés and currents are given in rms values



Characteristics are given for an optimal drive of the motor and an adaptive phase advance

FICHE-009

Création: 18 avr 2000

Edition:

23/juin/2010

NX630EAG

.a

BRUSHLESS MOTORS

NX630EAK

ELECTRONIC DRIVE

DRIVE 10 / 40 Arms



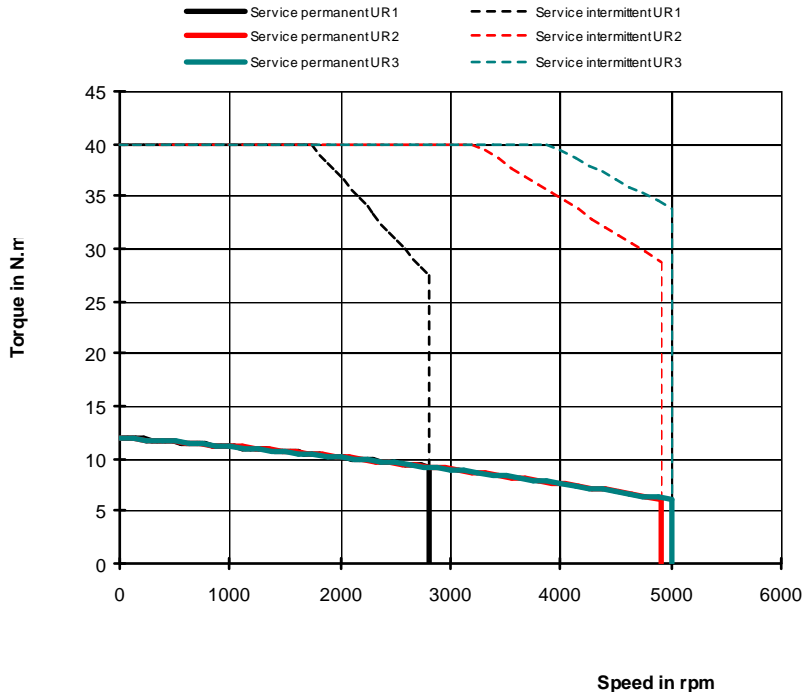
Characteristics are given for an optimal drive of the motor and an adaptive phase advance

| | | | | | |
|---------------------------------------|-----------------|------------------------------------|-------|------|------|
| Max voltage of the mains | Ur max | V _{rms} | 480 | | |
| Max mechanical speed | Nmax | t/min | 10000 | | |
| Torque at low speed | M _b | Nm | 12 | | |
| Permanent current at low speed | I _o | A _{rms} | 9,86 | | |
| Peak torque | M _p | Nm | 40,0 | -- | |
| Current for the peak torque | I _p | A _{rms} | 39,4 | -- | |
| Back emf constant at 1000 rpm (25°C)* | K _e | V _{rms} | 73,6 | | |
| Torque sensitivity | K _t | Nm/A _{rms} | 1,22 | | |
| Winding resistance (25°C)* | R _b | W | 0,674 | | |
| Winding inductance* | L | mH | 7,06 | | |
| Rotor inertia | J | kgm ² ×10 ⁻⁵ | 147 | | |
| Thermal time constant | T _{th} | min | 33 | | |
| Motor mass | M | kg | 8,9 | | |
| Voltage of the mains | UR1 UR2 UR3 | V _{rms} | 230 | 400 | 480 |
| Rated speed | Nn1 Nn2 Nn3 | t/min | 2800 | 4900 | 5000 |
| Rated torque | Mn1 Mn2 Mn3 | Nm | 9,21 | 6,23 | 6,07 |
| Rated current | In1 In2 In3 | A _{rms} | 7,80 | 5,53 | 5,41 |
| Rated power | Pn1 Pn2 Pn3 | W | 2700 | 3190 | 3180 |

All data are given in typical values under standard conditions

* Phase to phase

Voltages and currents are given in rms values



Characteristics are given for an optimal drive of the motor and an adaptive phase advance

FICHE-009

Création: 12 mai 2000

Edition:

23/juin/2010

NX630EAK

.a

BRUSHLESS MOTORS

NX630EAN

ELECTRONIC DRIVE

DRIVE 8 / 32 Arms



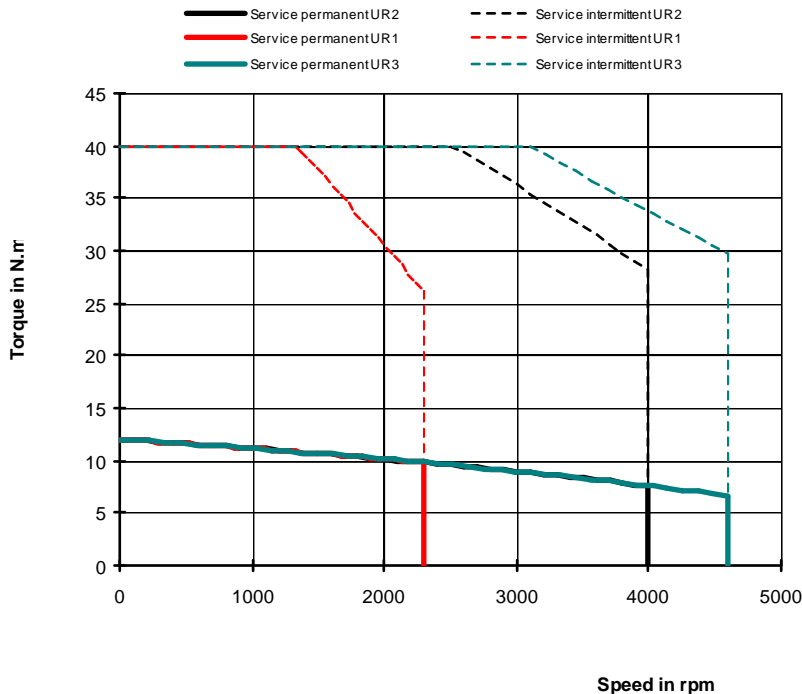
Characteristics are given for an optimal drive of the motor and an adaptive phase advance

| | | | | | |
|---------------------------------------|-------------|------------------------|-------|------|------|
| Max voltage of the mains | Ur max | V_{rms} | 480 | | |
| Max mechanical speed | Nmax | t/min | 10000 | | |
| Torque at low speed | M_b | Nm | 12 | | |
| Permanent current at low speed | I_o | A_{rms} | 7,93 | | |
| Peak torque | M_p | Nm | 40,0 | -- | |
| Current for the peak torque | I_p | A_{rms} | 31,6 | -- | |
| Back emf constant at 1000 rpm (25°C)* | K_e | V_{rms} | 91,6 | | |
| Torque sensitivity | K_t | Nm/ A_{rms} | 1,51 | | |
| Winding resistance (25°C)* | R_b | W | 1,12 | | |
| Winding inductance* | L | mH | 10,9 | | |
| Rotor inertia | J | $kgm^2 \times 10^{-5}$ | 147 | | |
| Thermal time constant | T_{th} | min | 33 | | |
| Motor mass | M | kg | 8,9 | | |
| Voltage of the mains | UR1 UR2 UR3 | V_{rms} | 230 | 400 | 480 |
| Rated speed | Nn1 Nn2 Nn3 | t/min | 2300 | 4000 | 4600 |
| Rated torque | Mn1 Mn2 Mn3 | Nm | 9,81 | 7,60 | 6,70 |
| Rated current | In1 In2 In3 | A_{rms} | 6,63 | 5,30 | 4,74 |
| Rated power | Pn1 Pn2 Pn3 | W | 2360 | 3180 | 3230 |

All data are given in typical values under standard conditions

* Phase to phase

Voltagés and currents are given in rms values



Characteristics are given for an optimal drive of the motor and an adaptive phase advance

FICHE-009

Création: 18 avr 2000

Edition:

23/juin/2010

NX630EAN

.b

BRUSHLESS MOTORS

NX630EAR

ELECTRONIC DRIVE

DRIVE 6 / 22 Arms



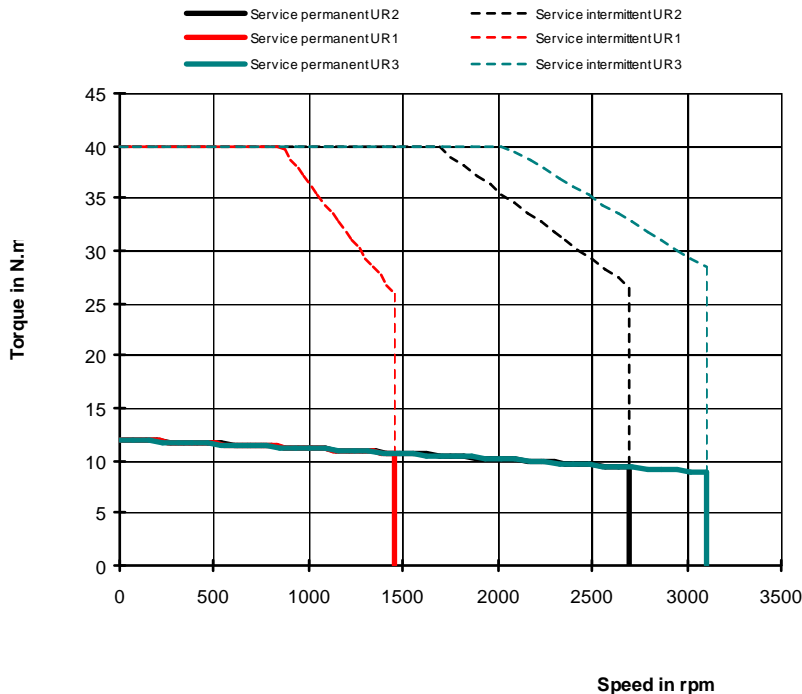
Characteristics are given for an optimal drive of the motor and an adaptive phase advance

| | | | | | |
|---------------------------------------|-------------|------------------------|-------|------|------|
| Max voltage of the mains | Ur max | V_{rms} | 480 | | |
| Max mechanical speed | Nmax | t/min | 10000 | | |
| Torque at low speed | M_b | Nm | 12 | | |
| Permanent current at low speed | I_o | A_{rms} | 5,25 | | |
| Peak torque | M_p | Nm | 40,0 | -- | |
| Current for the peak torque | I_p | A_{rms} | 21 | -- | |
| Back emf constant at 1000 rpm (25°C)* | K_e | V_{rms} | 138 | | |
| Torque sensitivity | K_t | Nm/ A_{rms} | 2,29 | | |
| Winding resistance (25°C)* | R_b | W | 2,43 | | |
| Winding inductance* | L | mH | 24,9 | | |
| Rotor inertia | J | $kgm^2 \times 10^{-5}$ | 147 | | |
| Thermal time constant | T_{th} | min | 33 | | |
| Motor mass | M | kg | 8,9 | | |
| Voltage of the mains | UR1 UR2 UR3 | V_{rms} | 230 | 400 | 480 |
| Rated speed | Nn1 Nn2 Nn3 | t/min | 1450 | 2700 | 3100 |
| Rated torque | Mn1 Mn2 Mn3 | Nm | 10,73 | 9,34 | 8,84 |
| Rated current | In1 In2 In3 | A_{rms} | 4,75 | 4,20 | 4,00 |
| Rated power | Pn1 Pn2 Pn3 | W | 1630 | 2640 | 2870 |

All data are given in typical values under standard conditions

* Phase to phase

Voltages and currents are given in rms values



Characteristics are given for an optimal drive of the motor and an adaptive phase advance

FICHE-009

Création: 12 mai 2000

Edition:

23/juin/2010

NX630EAR

.a

BRUSHLESS MOTORS

NX630EAV

ELECTRONIC DRIVE

DRIVE 3 / 11 Arms



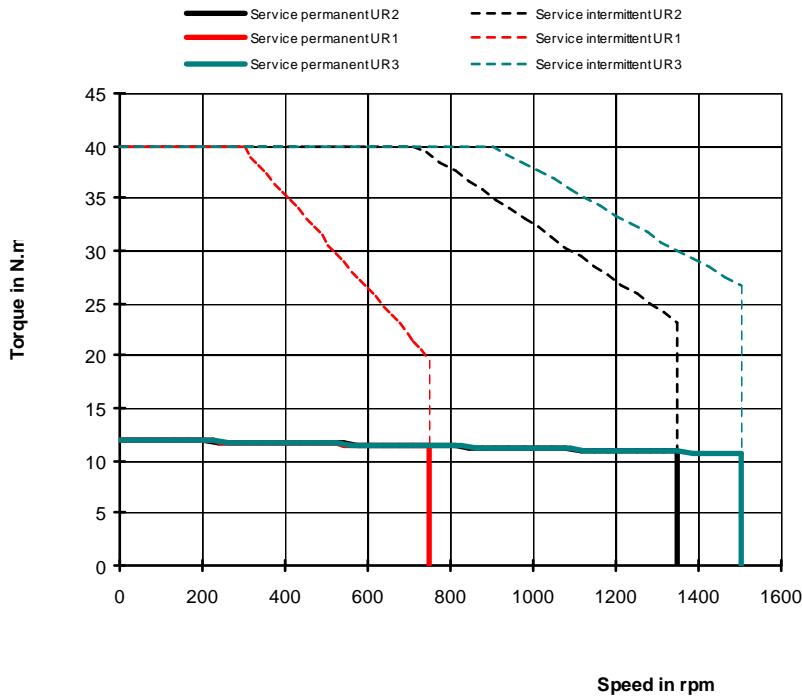
Characteristics are given for an optimal drive of the motor and an adaptive phase advance

| | | | | | |
|---------------------------------------|-------------|------------------------|-------|-------|-------|
| Max voltage of the mains | Ur max | V_{rms} | 480 | | |
| Max mechanical speed | Nmax | t/min | 10000 | | |
| Torque at low speed | M_b | Nm | 12 | | |
| Permanent current at low speed | I_o | A_{rms} | 2,62 | | |
| Peak torque | M_p | Nm | 40,0 | -- | |
| Current for the peak torque | I_p | A_{rms} | 10,5 | -- | |
| Back emf constant at 1000 rpm (25°C)* | K_e | V_{rms} | 277 | | |
| Torque sensitivity | K_t | Nm/ A_{rms} | 4,57 | | |
| Winding resistance (25°C)* | R_b | W | 9,19 | | |
| Winding inductance* | L | mH | 99,6 | | |
| Rotor inertia | J | $kgm^2 \times 10^{-5}$ | 147 | | |
| Thermal time constant | T_{th} | min | 33 | | |
| Motor mass | M | kg | 8,9 | | |
| Voltage of the mains | UR1 UR2 UR3 | V_{rms} | 230 | 400 | 480 |
| Rated speed | Nn1 Nn2 Nn3 | t/min | 750 | 1350 | 1500 |
| Rated torque | Mn1 Mn2 Mn3 | Nm | 11,39 | 10,83 | 10,68 |
| Rated current | In1 In2 In3 | A_{rms} | 2,51 | 2,40 | 2,37 |
| Rated power | Pn1 Pn2 Pn3 | W | 890 | 1530 | 1680 |

All data are given in typical values under standard conditions

* Phase to phase

Voltages and currents are given in rms values



Characteristics are given for an optimal drive of the motor and an adaptive phase advance

FICHE-009

Création: 16 nov 2000

Edition:

23/juin/2010

NX630EAV

BRUSHLESS MOTORS

NX820EAL

ELECTRONIC DRIVE

DRIVE 18 / 70 Arms



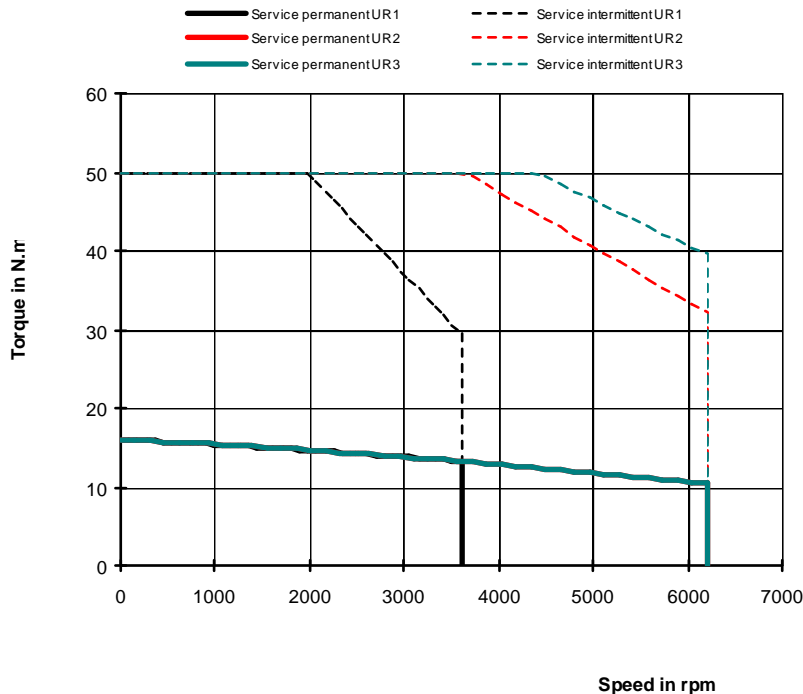
Characteristics are given for an optimal drive of the motor and an adaptive phase advance

| | | | | | |
|---------------------------------------|-------------|------------------------|-------|-------|-------|
| Max voltage of the mains | Ur max | V_{rms} | 480 | | |
| Max mechanical speed | Nmax | t/min | 8000 | | |
| Torque at low speed | M_b | Nm | 16 | | |
| Permanent current at low speed | I_o | A_{rms} | 17,6 | | |
| Peak torque | M_p | Nm | 50,0 | -- | |
| Current for the peak torque | I_p | A_{rms} | 69,1 | -- | |
| Back emf constant at 1000 rpm (25°C)* | K_e | V_{rms} | 56,9 | | |
| Torque sensitivity | K_t | Nm/ A_{rms} | 0,912 | | |
| Winding resistance (25°C)* | R_b | W | 0,379 | | |
| Winding inductance* | L | mH | 3,35 | | |
| Rotor inertia | J | $kgm^2 \times 10^{-5}$ | 320 | | |
| Thermal time constant | T_{th} | min | 34 | | |
| Motor mass | M | kg | 13 | | |
| Voltage of the mains | UR1 UR2 UR3 | V_{rms} | 230 | 400 | 480 |
| Rated speed | Nn1 Nn2 Nn3 | t/min | 3600 | 6200 | 6200 |
| Rated torque | Mn1 Mn2 Mn3 | Nm | 13,24 | 10,35 | 10,35 |
| Rated current | In1 In2 In3 | A_{rms} | 14,82 | 11,90 | 11,90 |
| Rated power | Pn1 Pn2 Pn3 | W | 4990 | 6720 | 6720 |

All data are given in typical values under standard conditions

* Phase to phase

Voltagés and currents are given in rms values



Characteristics are given for an optimal drive of the motor and an adaptive phase advance

FICHE-009

Création: 26 mars 2003

Edition:

23/juin/2010

NX820EAL

.a

BRUSHLESS MOTORS

NX820EAR

ELECTRONIC DRIVE

DRIVE 12 / 44 Arms



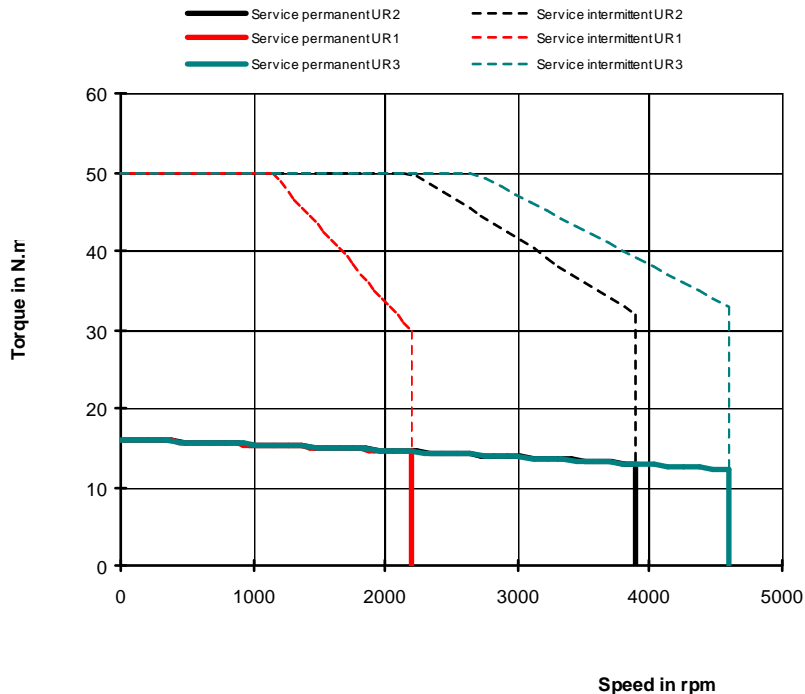
Characteristics are given for an optimal drive of the motor and an adaptive phase advance

| | | | | | |
|---------------------------------------|-----------------|------------------------------------|-------|-------|-------|
| Max voltage of the mains | Ur max | V _{rms} | 480 | | |
| Max mechanical speed | Nmax | t/min | 8000 | | |
| Torque at low speed | M _b | Nm | 16 | | |
| Permanent current at low speed | I _o | A _{rms} | 11 | | |
| Peak torque | M _p | Nm | 50,0 | -- | |
| Current for the peak torque | I _p | A _{rms} | 43,2 | -- | |
| Back emf constant at 1000 rpm (25°C)* | Ke | V _{rms} | 91 | | |
| Torque sensitivity | Kt | Nm/A _{rms} | 1,46 | | |
| Winding resistance (25°C)* | Rb | W | 1,01 | | |
| Winding inductance* | L | mH | 8,57 | | |
| Rotor inertia | J | kgm ² x10 ⁻⁵ | 320 | | |
| Thermal time constant | T _{th} | min | 34 | | |
| Motor mass | M | kg | 13 | | |
| Voltage of the mains | UR1 UR2 UR3 | V _{rms} | 230 | 400 | 480 |
| Rated speed | Nn1 Nn2 Nn3 | t/min | 2200 | 3900 | 4600 |
| Rated torque | Mn1 Mn2 Mn3 | Nm | 14,48 | 12,94 | 12,22 |
| Rated current | In1 In2 In3 | A _{rms} | 10,04 | 9,07 | 8,62 |
| Rated power | Pn1 Pn2 Pn3 | W | 3340 | 5290 | 5880 |

All data are given in typical values under standard conditions

* Phase to phase

Voltagés and currents are given in rms values



Characteristics are given for an optimal drive of the motor and an adaptive phase advance

FICHE-009

Création: 05 mars 2001

Edition:

23/juin/2010

NX820EAR

.b

BRUSHLESS MOTORS

NX820EAX

ELECTRONIC DRIVE

DRIVE 6 / 21 Arms



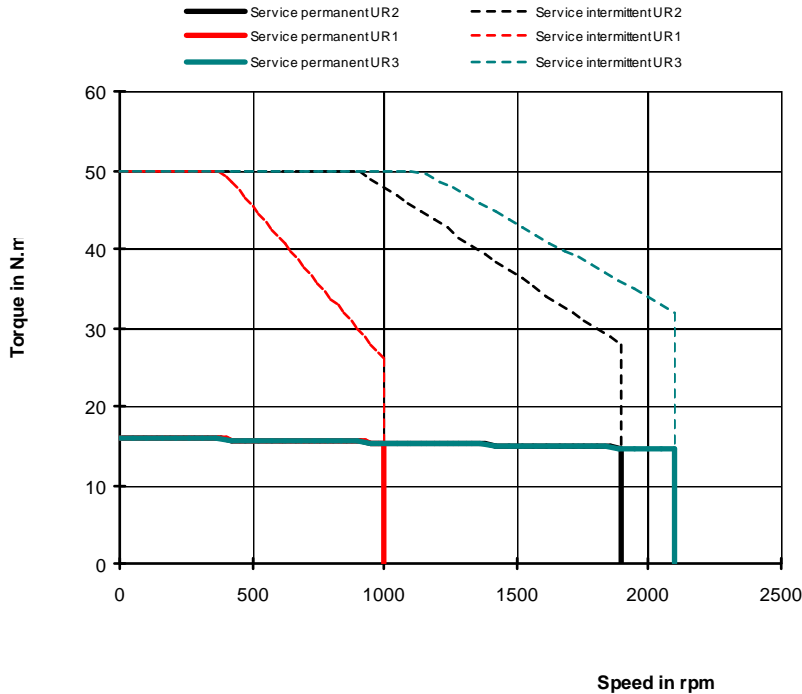
Characteristics are given for an optimal drive of the motor and an adaptive phase advance

| | | | | | |
|---------------------------------------|-------------|------------------------|-------|-------|-------|
| Max voltage of the mains | Ur max | V_{rms} | 480 | | |
| Max mechanical speed | Nmax | t/min | 8000 | | |
| Torque at low speed | M_b | Nm | 16 | | |
| Permanent current at low speed | I_o | A_{rms} | 5,16 | | |
| Peak torque | M_p | Nm | 50,0 | -- | |
| Current for the peak torque | I_p | A_{rms} | 20,3 | -- | |
| Back emf constant at 1000 rpm (25°C)* | K_e | V_{rms} | 193 | | |
| Torque sensitivity | K_t | Nm/ A_{rms} | 3,1 | | |
| Winding resistance (25°C)* | R_b | W | 4,53 | | |
| Winding inductance* | L | mH | 38,7 | | |
| Rotor inertia | J | $kgm^2 \times 10^{-5}$ | 320 | | |
| Thermal time constant | T_{th} | min | 34 | | |
| Motor mass | M | kg | 13 | | |
| Voltage of the mains | UR1 UR2 UR3 | V_{rms} | 230 | 400 | 480 |
| Rated speed | Nn1 Nn2 Nn3 | t/min | 1000 | 1900 | 2100 |
| Rated torque | Mn1 Mn2 Mn3 | Nm | 15,38 | 14,72 | 14,56 |
| Rated current | In1 In2 In3 | A_{rms} | 4,99 | 4,79 | 4,75 |
| Rated power | Pn1 Pn2 Pn3 | W | 1610 | 2930 | 3200 |

All data are given in typical values under standard conditions

* Phase to phase

Voltagés and currents are given in rms values



Characteristics are given for an optimal drive of the motor and an adaptive phase advance

FICHE-009

Création: 08 août 2001

Edition:

23/juin/2010

NX820EAX

.a

BRUSHLESS MOTORS

NX840EAJ

ELECTRONIC DRIVE

DRIVE 20 / 75 Arms



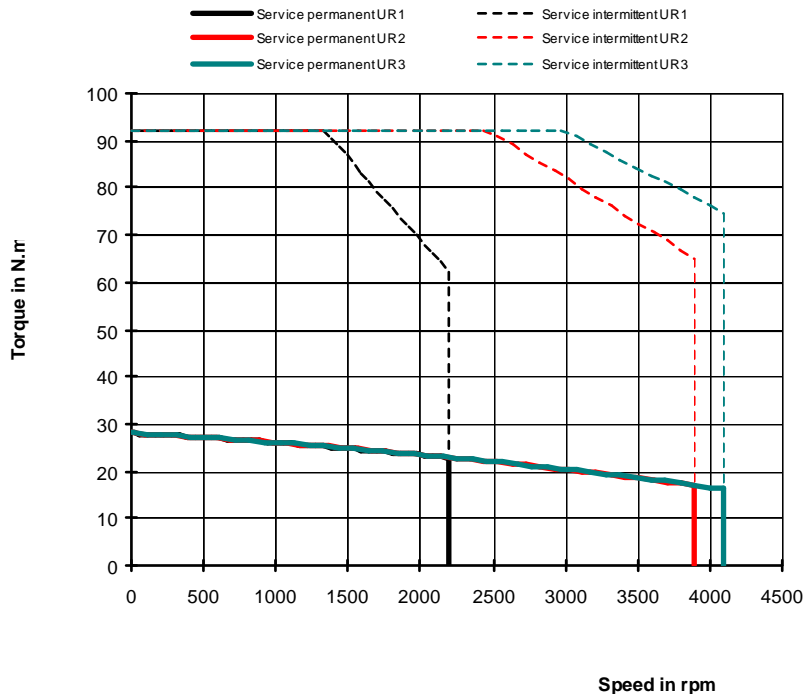
Characteristics are given for an optimal drive of the motor and an adaptive phase advance

| | | | | | |
|---------------------------------------|-----------------|------------------------------------|-------|-------|-------|
| Max voltage of the mains | Ur max | V _{rms} | 480 | | |
| Max mechanical speed | Nmax | t/min | 8000 | | |
| Torque at low speed | M _b | Nm | 28 | | |
| Permanent current at low speed | I _o | A _{rms} | 18,9 | | |
| Peak torque | M _p | Nm | 92,0 | -- | |
| Current for the peak torque | I _p | A _{rms} | 74,8 | -- | |
| Back emf constant at 1000 rpm (25°C)* | Ke | V _{rms} | 92,8 | | |
| Torque sensitivity | Kt | Nm/A _{rms} | 1,48 | | |
| Winding resistance (25°C)* | Rb | W | 0,371 | | |
| Winding inductance* | L | mH | 4,28 | | |
| Rotor inertia | J | kgm ² x10 ⁻⁵ | 620 | | |
| Thermal time constant | T _{th} | min | 52 | | |
| Motor mass | M | kg | 20 | | |
| Voltage of the mains | UR1 UR2 UR3 | V _{rms} | 230 | 400 | 480 |
| Rated speed | Nn1 Nn2 Nn3 | t/min | 2200 | 3900 | 4100 |
| Rated torque | Mn1 Mn2 Mn3 | Nm | 22,88 | 17,04 | 16,25 |
| Rated current | In1 In2 In3 | A _{rms} | 15,70 | 11,99 | 11,48 |
| Rated power | Pn1 Pn2 Pn3 | W | 5270 | 6960 | 6980 |

All data are given in typical values under standard conditions

* Phase to phase

Voltagés and currents are given in rms values



Characteristics are given for an optimal drive of the motor and an adaptive phase advance

FICHE-009

Création: 26 mars 2003

Edition:

23/juin/2010

NX840EAJ

.a

BRUSHLESS MOTORS

NX840EAK

ELECTRONIC DRIVE

DRIVE 17 / 67 Arms



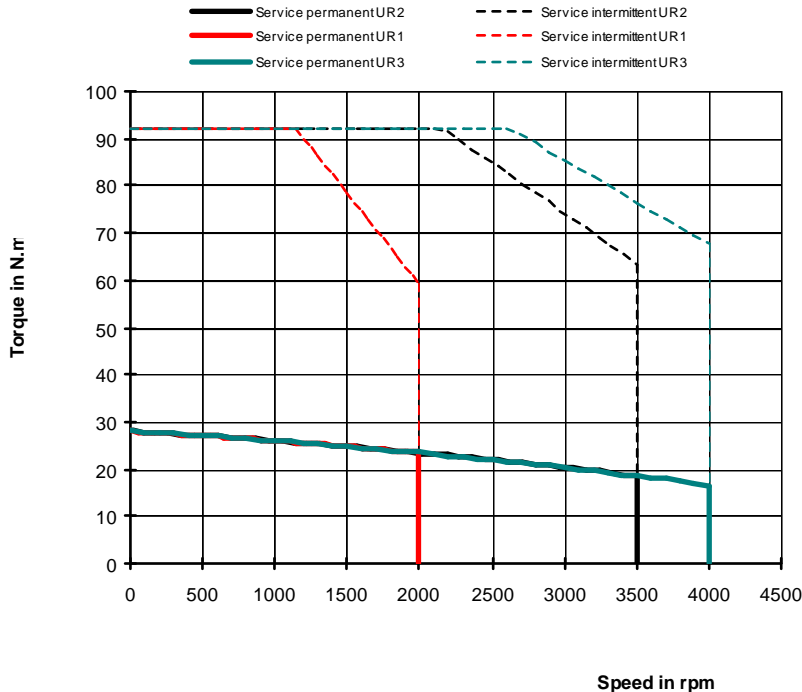
Characteristics are given for an optimal drive of the motor and an adaptive phase advance

| | | | | | |
|---------------------------------------|-------------|------------------------|-------|-------|-------|
| Max voltage of the mains | Ur max | V_{rms} | 480 | | |
| Max mechanical speed | Nmax | t/min | 8000 | | |
| Torque at low speed | M_b | Nm | 28 | | |
| Permanent current at low speed | I_o | A_{rms} | 16,8 | | |
| Peak torque | M_p | Nm | 92,0 | -- | |
| Current for the peak torque | I_p | A_{rms} | 66,5 | -- | |
| Back emf constant at 1000 rpm (25°C)* | K_e | V_{rms} | 104 | | |
| Torque sensitivity | K_t | Nm/ A_{rms} | 1,67 | | |
| Winding resistance (25°C)* | R_b | W | 0,493 | | |
| Winding inductance* | L | mH | 5,42 | | |
| Rotor inertia | J | $kgm^2 \times 10^{-5}$ | 620 | | |
| Thermal time constant | T_{th} | min | 52 | | |
| Motor mass | M | kg | 20 | | |
| Voltage of the mains | UR1 UR2 UR3 | V_{rms} | 230 | 400 | 480 |
| Rated speed | Nn1 Nn2 Nn3 | t/min | 2000 | 3500 | 4000 |
| Rated torque | Mn1 Mn2 Mn3 | Nm | 23,45 | 18,56 | 16,65 |
| Rated current | In1 In2 In3 | A_{rms} | 14,28 | 11,51 | 10,43 |
| Rated power | Pn1 Pn2 Pn3 | W | 4910 | 6800 | 6970 |

All data are given in typical values under standard conditions

* Phase to phase

Voltagés and currents are given in rms values



Characteristics are given for an optimal drive of the motor and an adaptive phase advance

FICHE-009

Création: 05 mars 2001

Edition:

23/juin/2010

NX840EAK

.d

BRUSHLESS MOTORS

NX840EAL

ELECTRONIC DRIVE

DRIVE 16 / 60 Arms



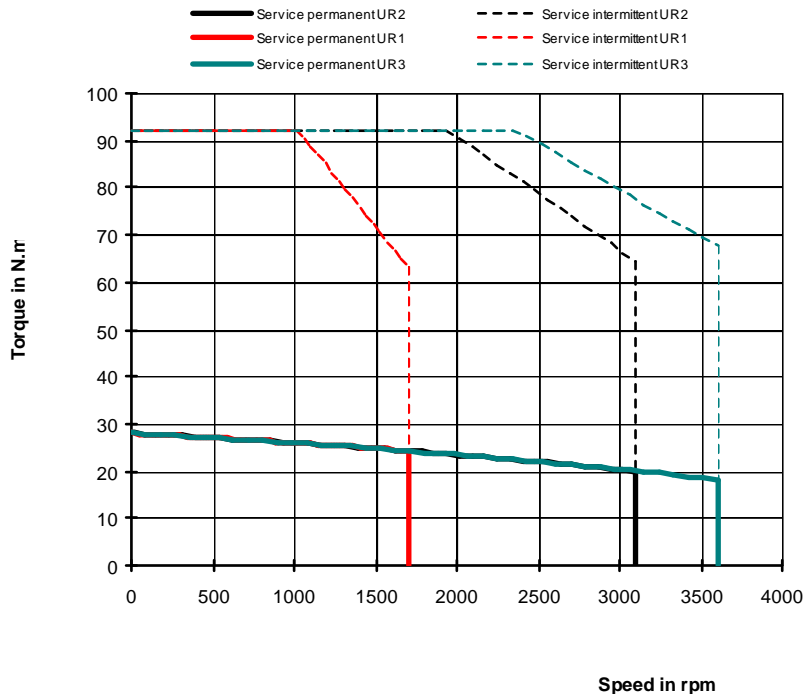
Characteristics are given for an optimal drive of the motor and an adaptive phase advance

| | | | | | |
|---------------------------------------|-----------------|------------------------------------|-------|-------|-------|
| Max voltage of the mains | Ur max | V _{rms} | 480 | | |
| Max mechanical speed | Nmax | t/min | 8000 | | |
| Torque at low speed | M _b | Nm | 28 | | |
| Permanent current at low speed | I _o | A _{rms} | 15,1 | | |
| Peak torque | M _p | Nm | 92,0 | -- | |
| Current for the peak torque | I _p | A _{rms} | 59,8 | -- | |
| Back emf constant at 1000 rpm (25°C)* | Ke | V _{rms} | 116 | | |
| Torque sensitivity | Kt | Nm/A _{rms} | 1,85 | | |
| Winding resistance (25°C)* | Rb | W | 0,579 | | |
| Winding inductance* | L | mH | 6,69 | | |
| Rotor inertia | J | kgm ² x10 ⁻⁵ | 620 | | |
| Thermal time constant | T _{th} | min | 52 | | |
| Motor mass | M | kg | 20 | | |
| Voltage of the mains | UR1 UR2 UR3 | V _{rms} | 230 | 400 | 480 |
| Rated speed | Nn1 Nn2 Nn3 | t/min | 1700 | 3100 | 3600 |
| Rated torque | Mn1 Mn2 Mn3 | Nm | 24,28 | 19,99 | 18,19 |
| Rated current | In1 In2 In3 | A _{rms} | 13,27 | 11,09 | 10,17 |
| Rated power | Pn1 Pn2 Pn3 | W | 4320 | 6490 | 6860 |

All data are given in typical values under standard conditions

* Phase to phase

Voltagés and currents are given in rms values



Characteristics are given for an optimal drive of the motor and an adaptive phase advance

FICHE-009

Création: 04 janv 2008

Edition:

23/juin/2010

NX840EAL

.-

BRUSHLESS MOTORS

NX840EAQ

ELECTRONIC DRIVE

DRIVE 11 / 40 Arms



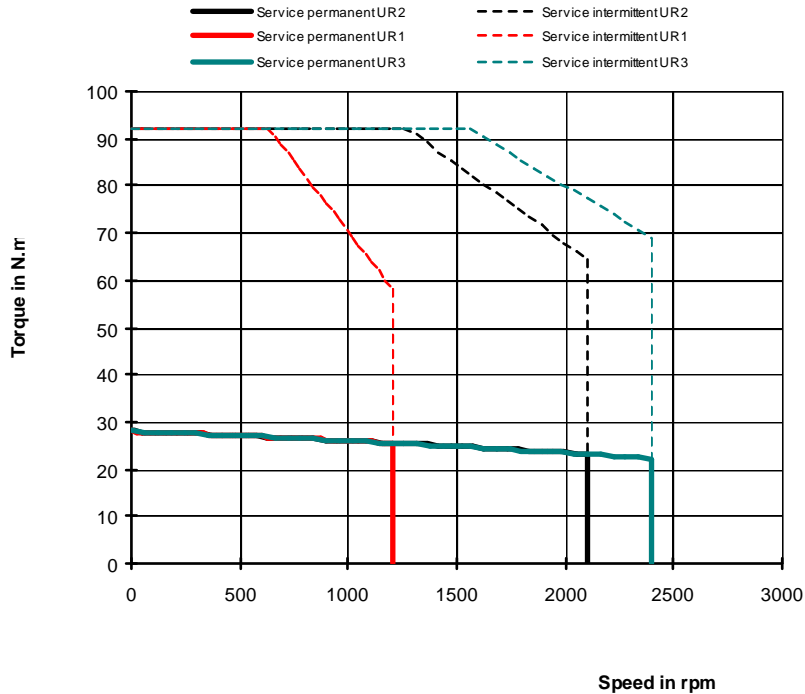
Characteristics are given for an optimal drive of the motor and an adaptive phase advance

| | | | | | |
|---------------------------------------|-------------|------------------------|-------|-------|-------|
| Max voltage of the mains | Ur max | V_{rms} | 480 | | |
| Max mechanical speed | Nmax | t/min | 8000 | | |
| Torque at low speed | M_b | Nm | 28 | | |
| Permanent current at low speed | I_o | A_{rms} | 10,1 | | |
| Peak torque | M_p | Nm | 92,0 | -- | |
| Current for the peak torque | I_p | A_{rms} | 39,9 | -- | |
| Back emf constant at 1000 rpm (25°C)* | K_e | V_{rms} | 174 | | |
| Torque sensitivity | K_t | Nm/ A_{rms} | 2,78 | | |
| Winding resistance (25°C)* | R_b | W | 1,36 | | |
| Winding inductance* | L | mH | 15,1 | | |
| Rotor inertia | J | $kgm^2 \times 10^{-5}$ | 620 | | |
| Thermal time constant | T_{th} | min | 52 | | |
| Motor mass | M | kg | 20 | | |
| Voltage of the mains | UR1 UR2 UR3 | V_{rms} | 230 | 400 | 480 |
| Rated speed | Nn1 Nn2 Nn3 | t/min | 1200 | 2100 | 2400 |
| Rated torque | Mn1 Mn2 Mn3 | Nm | 25,54 | 23,17 | 22,27 |
| Rated current | In1 In2 In3 | A_{rms} | 9,27 | 8,47 | 8,17 |
| Rated power | Pn1 Pn2 Pn3 | W | 3210 | 5090 | 5600 |

All data are given in typical values under standard conditions

* Phase to phase

Voltagés and currents are given in rms values



Characteristics are given for an optimal drive of the motor and an adaptive phase advance

FICHE-009

Création: 08 août 2001

Edition:

23/juin/2010

NX840EAQ

.c

BRUSHLESS MOTORS

NX860EAD

ELECTRONIC DRIVE

DRIVE 35 / 135 Arms



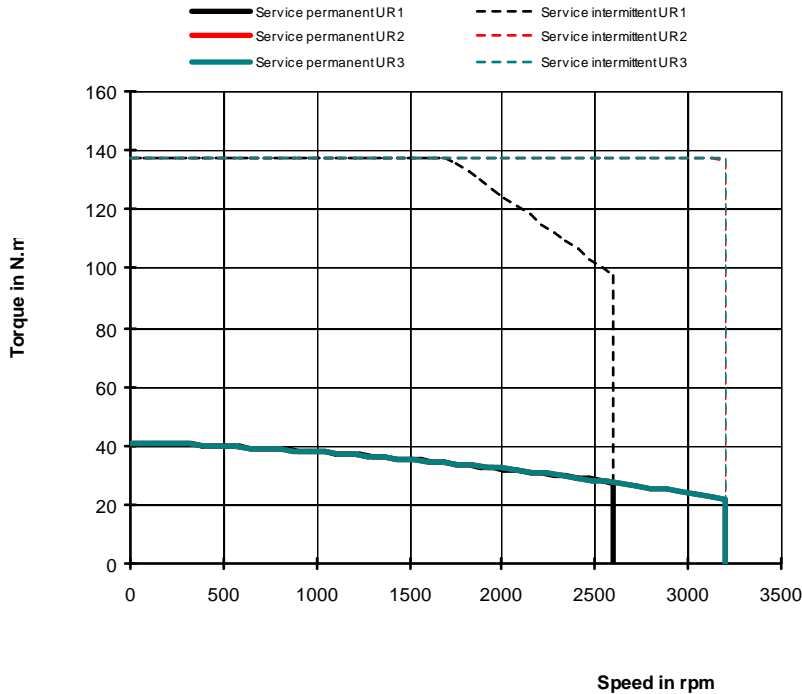
Characteristics are given for an optimal drive of the motor and an adaptive phase advance

| | | | | | |
|---------------------------------------|-------------|------------------------|-------|-------|-------|
| Max voltage of the mains | Ur max | V_{rms} | 480 | | |
| Max mechanical speed | Nmax | t/min | 8000 | | |
| Torque at low speed | M_b | Nm | 41 | | |
| Permanent current at low speed | I_o | A_{rms} | 33 | | |
| Peak torque | M_p | Nm | 137,0 | -- | |
| Current for the peak torque | I_p | A_{rms} | 132 | -- | |
| Back emf constant at 1000 rpm (25°C)* | K_e | V_{rms} | 78,7 | | |
| Torque sensitivity | K_t | Nm/ A_{rms} | 1,24 | | |
| Winding resistance (25°C)* | R_b | W | 0,156 | | |
| Winding inductance* | L | mH | 2,03 | | |
| Rotor inertia | J | $kgm^2 \times 10^{-5}$ | 920 | | |
| Thermal time constant | T_{th} | min | 60 | | |
| Motor mass | M | kg | 27 | | |
| Voltage of the mains | UR1 UR2 UR3 | V_{rms} | 230 | 400 | 480 |
| Rated speed | Nn1 Nn2 Nn3 | t/min | 2600 | 3200 | 3200 |
| Rated torque | Mn1 Mn2 Mn3 | Nm | 27,47 | 21,89 | 21,89 |
| Rated current | In1 In2 In3 | A_{rms} | 22,51 | 18,19 | 18,19 |
| Rated power | Pn1 Pn2 Pn3 | W | 7480 | 7340 | 7340 |

All data are given in typical values under standard conditions

* Phase to phase

Voltagés and currents are given in rms values



Characteristics are given for an optimal drive of the motor and an adaptive phase advance

FICHE-009

Création: 26 mars 2003

Edition:

23/juin/2010

NX860EAD

.b

BRUSHLESS MOTORS

NX860EAF

ELECTRONIC DRIVE

DRIVE 28 / 110 Arms



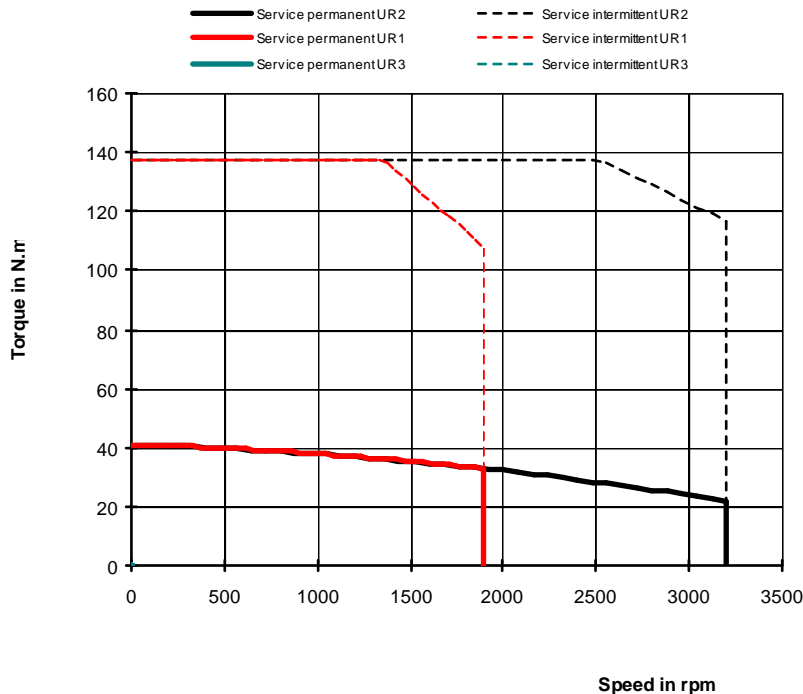
Characteristics are given for an optimal drive of the motor and an adaptive phase advance

| | | | | | |
|---------------------------------------|-------------|------------------------|-------|-------|---|
| Max voltage of the mains | Ur max | V_{rms} | 400 | | |
| Max mechanical speed | Nmax | t/min | 8000 | | |
| Torque at low speed | M_b | Nm | 41 | | |
| Permanent current at low speed | I_o | A_{rms} | 27 | | |
| Peak torque | M_p | Nm | 137,0 | -- | |
| Current for the peak torque | I_p | A_{rms} | 108 | -- | |
| Back emf constant at 1000 rpm (25°C)* | K_e | V_{rms} | 96,1 | | |
| Torque sensitivity | K_t | Nm/ A_{rms} | 1,52 | | |
| Winding resistance (25°C)* | R_b | W | 0,238 | | |
| Winding inductance* | L | mH | 3,04 | | |
| Rotor inertia | J | $kgm^2 \times 10^{-5}$ | 920 | | |
| Thermal time constant | T_{th} | min | 60 | | |
| Motor mass | M | kg | 27 | | |
| Voltage of the mains | UR1 UR2 UR3 | V_{rms} | 230 | 400 | - |
| Rated speed | Nn1 Nn2 Nn3 | t/min | 1900 | 3200 | - |
| Rated torque | Mn1 Mn2 Mn3 | Nm | 32,81 | 21,89 | - |
| Rated current | In1 In2 In3 | A_{rms} | 21,80 | 14,88 | - |
| Rated power | Pn1 Pn2 Pn3 | W | 6530 | 7340 | - |

All data are given in typical values under standard conditions

* Phase to phase

Voltages and currents are given in rms values



Characteristics are given for an optimal drive of the motor and an adaptive phase advance

FICHE-009

Création: 27 juin 2003

Edition:

23/juin/2010

NX860EAF

.a

BRUSHLESS MOTORS

NX860EAJ

ELECTRONIC DRIVE

DRIVE 20 / 75 Arms



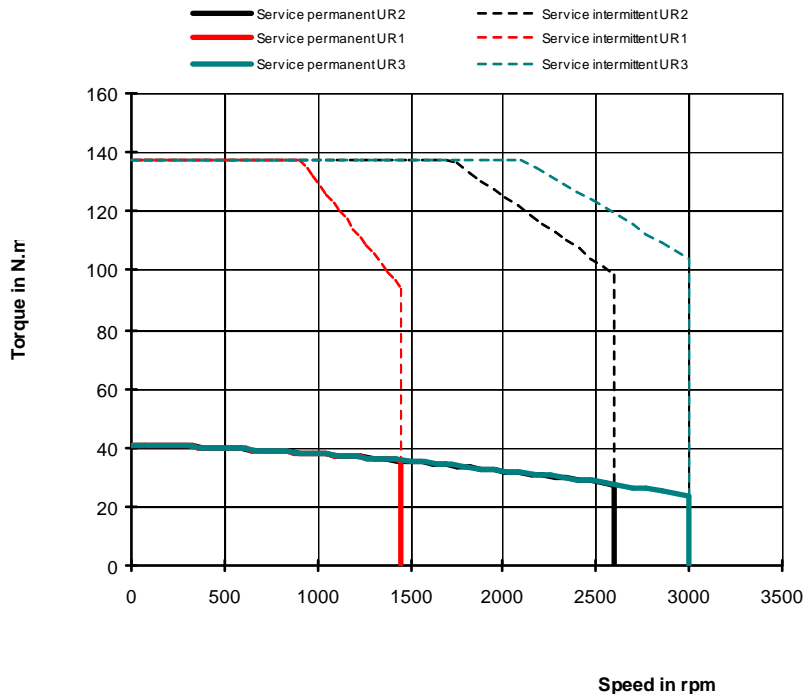
Characteristics are given for an optimal drive of the motor and an adaptive phase advance

| | | | | | |
|---------------------------------------|-------------|------------------------|-------|-------|-------|
| Max voltage of the mains | Ur max | V_{rms} | 480 | | |
| Max mechanical speed | Nmax | t/min | 8000 | | |
| Torque at low speed | M_b | Nm | 41 | | |
| Permanent current at low speed | I_o | A_{rms} | 18,5 | | |
| Peak torque | M_p | Nm | 137,0 | -- | |
| Current for the peak torque | I_p | A_{rms} | 74 | -- | |
| Back emf constant at 1000 rpm (25°C)* | K_e | V_{rms} | 140 | | |
| Torque sensitivity | K_t | Nm/ A_{rms} | 2,21 | | |
| Winding resistance (25°C)* | R_b | W | 0,499 | | |
| Winding inductance* | L | mH | 6,43 | | |
| Rotor inertia | J | $kgm^2 \times 10^{-5}$ | 920 | | |
| Thermal time constant | T_{th} | min | 60 | | |
| Motor mass | M | kg | 27 | | |
| Voltage of the mains | UR1 UR2 UR3 | V_{rms} | 230 | 400 | 480 |
| Rated speed | Nn1 Nn2 Nn3 | t/min | 1450 | 2600 | 3000 |
| Rated torque | Mn1 Mn2 Mn3 | Nm | 35,58 | 27,47 | 23,85 |
| Rated current | In1 In2 In3 | A_{rms} | 16,20 | 12,66 | 11,09 |
| Rated power | Pn1 Pn2 Pn3 | W | 5400 | 7480 | 7490 |

All data are given in typical values under standard conditions

* Phase to phase

Voltagés and currents are given in rms values



Characteristics are given for an optimal drive of the motor and an adaptive phase advance

FICHE-009

Création: 06 juin 2002

Edition:

23/juin/2010

NX860EAJ

.c

BRUSHLESS MOTORS

NX860VAJ

ELECTRONIC DRIVE

DRIVE 30 / 75 Arms



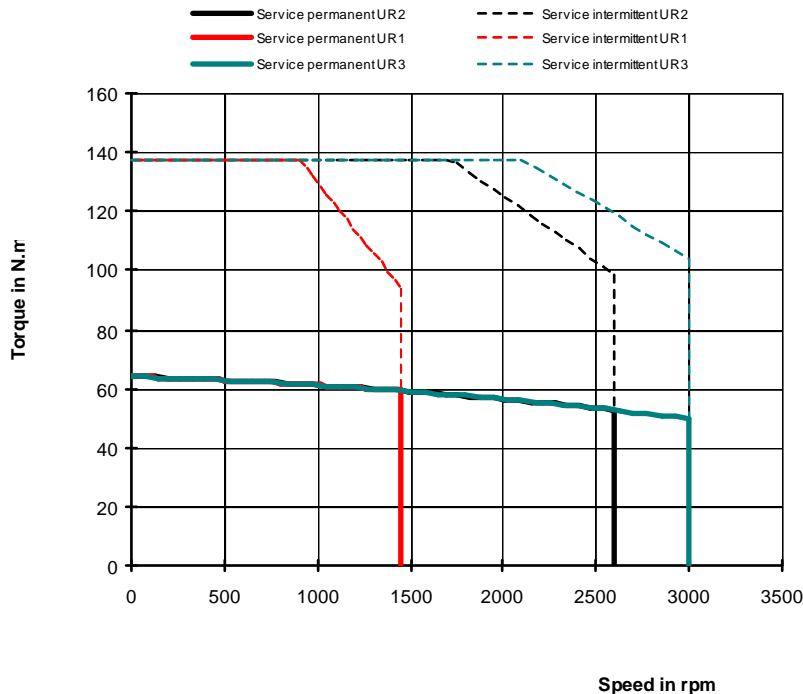
Characteristics are given for an optimal drive of the motor and an adaptive phase advance

| | | | | | |
|---------------------------------------|-------------|------------------------|-------|-------|-------|
| Max voltage of the mains | Ur max | V_{rms} | 480 | | |
| Max mechanical speed | Nmax | t/min | 8000 | | |
| Torque at low speed | M_b | Nm | 64 | | |
| Permanent current at low speed | I_o | A_{rms} | 29,3 | | |
| Peak torque | M_p | Nm | 137,0 | -- | |
| Current for the peak torque | I_p | A_{rms} | 74 | -- | |
| Back emf constant at 1000 rpm (25°C)* | K_e | V_{rms} | 140 | | |
| Torque sensitivity | K_t | Nm/ A_{rms} | 2,18 | | |
| Winding resistance (25°C)* | R_b | W | 0,499 | | |
| Winding inductance* | L | mH | 6,43 | | |
| Rotor inertia | J | $kgm^2 \times 10^{-5}$ | 920 | | |
| Thermal time constant | T_{th} | min | 22 | | |
| Motor mass | M | kg | 31 | | |
| Voltage of the mains | UR1 UR2 UR3 | V_{rms} | 230 | 400 | 480 |
| Rated speed | Nn1 Nn2 Nn3 | t/min | 1450 | 2600 | 3000 |
| Rated torque | Mn1 Mn2 Mn3 | Nm | 59,23 | 52,57 | 49,66 |
| Rated current | In1 In2 In3 | A_{rms} | 27,13 | 24,06 | 22,73 |
| Rated power | Pn1 Pn2 Pn3 | W | 8990 | 14310 | 15600 |

All data are given in typical values under standard conditions

* Phase to phase

Voltagés and currents are given in rms values



Characteristics are given for an optimal drive of the motor and an adaptive phase advance

FICHE-009

Création: 26 mars 2003

Edition:

23/juin/2010

NX860VAJ

.b

BRUSHLESS MOTORS

NX860VAF

ELECTRONIC DRIVE

DRIVE 45 / 110 Arms



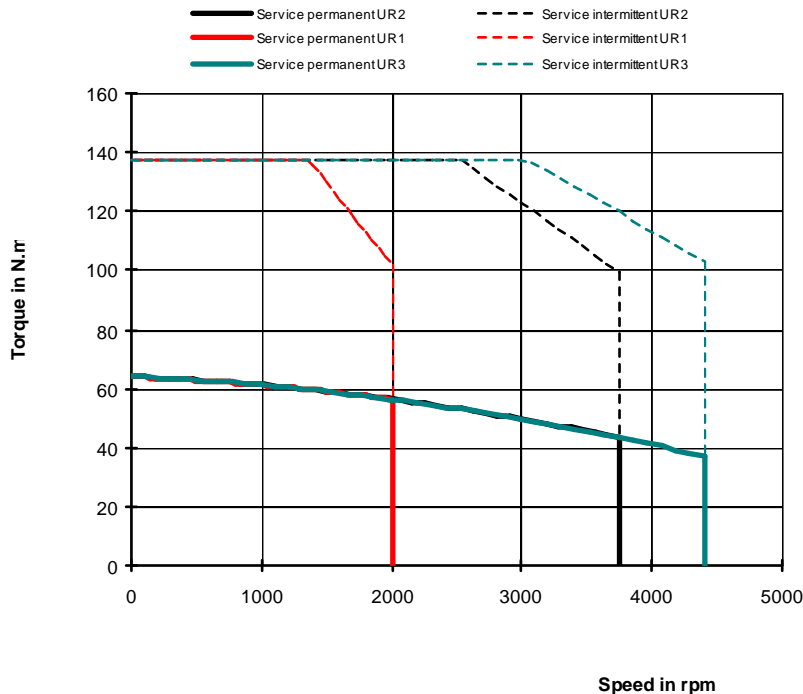
Characteristics are given for an optimal drive of the motor and an adaptive phase advance

| | | | | | |
|---------------------------------------|-------------|------------------------|-------|-------|-------|
| Max voltage of the mains | Ur max | V_{rms} | 480 | | |
| Max mechanical speed | Nmax | t/min | 8000 | | |
| Torque at low speed | M_b | Nm | 64 | | |
| Permanent current at low speed | I_o | A_{rms} | 42,7 | | |
| Peak torque | M_p | Nm | 137,0 | -- | |
| Current for the peak torque | I_p | A_{rms} | 108 | -- | |
| Back emf constant at 1000 rpm (25°C)* | K_e | V_{rms} | 96,1 | | |
| Torque sensitivity | K_t | Nm/ A_{rms} | 1,5 | | |
| Winding resistance (25°C)* | R_b | W | 0,238 | | |
| Winding inductance* | L | mH | 3,04 | | |
| Rotor inertia | J | $kgm^2 \times 10^{-5}$ | 920 | | |
| Thermal time constant | T_{th} | min | 22 | | |
| Motor mass | M | kg | 31 | | |
| Voltage of the mains | UR1 UR2 UR3 | V_{rms} | 230 | 400 | 480 |
| Rated speed | Nn1 Nn2 Nn3 | t/min | 2000 | 3750 | 4400 |
| Rated torque | Mn1 Mn2 Mn3 | Nm | 56,36 | 43,38 | 37,05 |
| Rated current | In1 In2 In3 | A_{rms} | 37,53 | 28,93 | 24,83 |
| Rated power | Pn1 Pn2 Pn3 | W | 11800 | 17030 | 17070 |

All data are given in typical values under standard conditions

* Phase to phase

Voltagés and currents are given in rms values



Characteristics are given for an optimal drive of the motor and an adaptive phase advance

FICHE-009

Création: 10 avr 2001

Edition:

23/juin/2010

NX860VAF

.c